



FORMATIONSTM

Floating
Clouds

Inspiring Great Spaces[®]

Armstrong[®]
CEILING & WALL SOLUTIONS

RAISING The Standard

Formations™ Cloud Kits give you a great custom look using standard components – eliminating the hassle, cost, and risk associated with custom installations. Panel options offer great spot acoustics, too. Formations cloud kits make installing clouds quick and easy!

Formations™ Clouds with
ULTIMA® Tegular panels
and Axiom® 4" Classic trim



5
Creating a
Cloud Kit



9
FORMATIONS™
Circles



10
FORMATIONS™
Squares/
Rectangles



11
FORMATIONS™
Staggered



13
FORMATIONS™
Planks



14
FORMATIONS™
for Drywall



15
FORMATIONS™
with Integrated
Lighting





For Every Space

With a wide variety of options – including configurations, panels, sizes, trim color, lighting, and applications – the possibilities are endless.

Great Acoustics

Formations cloud kits with acoustical panels provide greater sound absorption than a continuous ceiling of the same area.

Fewer Wires

Kits come complete with our proven StrongBack™ carrying channel, which eliminates 40% of the cables – minimizing visible wires.

Faster Installation




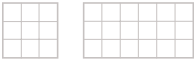



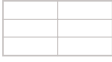




Aircraft cable allows for easy floor level installation – kits assemble and install up to 50% faster than stick built clouds.

FORMATIONS™

Cloud Kits

Formations Cloud Kits Make it Easy to Create Unique Ceiling Designs

1 Start by choosing the FORMATIONS cloud type that fits your design vision.

CLOUD TYPE	DESCRIPTION
 <p>FORMATIONS™ Curves</p> 	<p>Soften and quiet an open room design by adding a few curves.</p> <ul style="list-style-type: none"> • 16 suspension system/trim colors • 3 standard trim heights • 16 shapes and sizes
 <p>FORMATIONS™ Squares/Rectangles</p> 	<p>Create a bold, captivating ceiling design with outstanding sound absorption.</p> <ul style="list-style-type: none"> • 16 suspension system/trim colors • 3 standard trim heights • 15 shapes and sizes
 <p>FORMATIONS™ Staggered</p> 	<p>Create visually interesting clouds the easy way.</p> <ul style="list-style-type: none"> • 16 suspension system/trim colors • 3 standard trim heights • 78 shapes and sizes
 <p>FORMATIONS™ Planks</p> 	<p>Reduce the amount of visible suspension and create a sleek, clean look.</p> <ul style="list-style-type: none"> • 16 suspension system/trim colors • 3 standard trim heights • 30 shapes and sizes
 <p>FORMATIONS™ for Drywall</p> 	<p>Improved floating visual compared to field constructed track and channeled clouds.</p> <ul style="list-style-type: none"> • 3 standard trim heights • 21 shapes and sizes
 <p>FORMATIONS™ with Integrated Lighting</p> 	<p>Distribute safe, low-voltage direct current electrical power through the acoustical ceiling suspension system (grid) for more efficient lighting.</p> <ul style="list-style-type: none"> • 2 standard trim heights • 3 suspension systems • 4 shapes and sizes

FORMATIONS™ Cloud Kits

2 Select a ceiling panel that works with your cloud.

ACOUSTICAL PANELS Due to printing limitations, shade may vary from actual product.

Curves

OPTIMA®/ULTIMA® Tegular and Vector® Panels



OPTIMA
Tegular &
Vector



ULTIMA
Tegular &
Vector

NOTE: ULTIMA and OPTIMA Vector are the only available factory-cut curved panels. Other 2' x 2' mineral fiber/fiberglass panels may be used but may require field cutting. For other non-standard acoustical options, see pages 20-21.

Staggered & Planks

OPTIMA® Vector® Panels



OPTIMA
Vector

Squares

CALLA®/LYRA®/OPTIMA/ULTIMA/CIRRUS®/CORTEGA®/DUNE™/FINE FISSURED™ Tegular, Vector®, and Square Lay-in Panels

new



CALLA
Square Lay-in,
Tegular &
Vector

new



LYRA
Tegular
& Vector



OPTIMA
Tegular &
Vector



ULTIMA
Tegular &
Vector



CIRRUS
Tegular



CORTEGA
Tegular



DUNE
Tegular



FINE FISSURED
Tegular

ULTIMA® Health Zone™ Create!™ Lay-in Panels



Bamboo
(BA)



Barnwood
(BW)



Light Cherry
(LC)



Oak
(OK)



Walnut
(WN)



RAL and Custom
Colors Available

For more information on Create!,
visit armstrongceilings.com/create

METALWORKS™ Square Tegular and Vector Panels



Micro-
perforated



Extra Micro-
perforated



White
(WH)



Silver Grey
(SG)



Gun Metal
Grey (MY)



Effects™ Maple
(FXMP)



Effects Cherry
(FXCH)



Effects Dark
Cherry (FXDC)



Effects Walnut
(FXWN)



Effects Oak
(FXOK)



Effects Walnut
Espresso
(FXWE)

NOTE: Effects colors are only available for extra microperforated panels.
Solid wood panels cannot be used for clouds.

ACCENT PANELS Due to printing limitations, shade may vary from actual product.

Squares

METALWORKS Tin Tegular and Vector Panels (10 available)



White
(TWH)



Chrome
(TAM)



Lacquered
Steel (TLS)



Copper
(TCP)

new

METALWORKS Mesh Lay-in Panels (24 available)



White
(TWH)



Silver Grey
(SG)



Gun Metal
Grey (MY)



Tech Black
(BL)



Nickle Chrome
(NC)



Bronze
(BZ)



Copper
(CP)

INFUSIONS® Lay-in Panels

Lay-in Color Choices (38 available)



Splash Lagoon
(FZTRL)



Splash
Tangerine
(FZTRI)



Clear Arbor
(TCA)



Blue Arbor
(TBA)

WOODWORKS® Grille Tegular Panels (3 panel designs)

Open Cell Vector Panels (5 panel designs)



Grille Maple
(GMP)



Grille Light
Cherry (GLC)



Grille Dark
Cherry (GDC)




Grille Walnut
(GWN)

NOTE: For a complete list of panels, visit armstrongceilings.com/metalworks;
armstrongceilings.com/infusions; armstrongceilings.com/woodworks

3 Select your suspension system and trim colors.


COLOR SELECTION Due to printing limitations, shade may vary from actual product.

Suspension System / AXIOM® Trim Colors



NOTE: If specifying a color other than White for Curves, Squares, Planks, or Staggered Clouds, remember to add the color suffix at the end of the Suspension Kit item number.

SUSPENSION SYSTEMS



PRELUDE® 15/16" suspension system included in all kits (except Drywall)



Drywall 1-1/2" suspension system

COLORATIONS® Colors

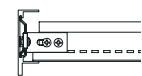


† Use BL suffix for suspension systems and Axiom

4 Select your AXIOM® trim profile and height.

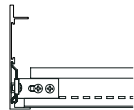
AXIOM® TRIM TYPES

AXIOM® Vector® for FORMATIONS™



2", 4", and 6" heights

AXIOM® Vector® (Inverted) for FORMATIONS™



2", 4", and 6" heights

AXIOM® Knife Edge® for FORMATIONS™



AXIOM® Knife Edge® Vector® for FORMATIONS™



AXIOM TRIM PROFILE OPTIONS



AXIOM® for FORMATIONS™ Vector® trim (available in 2", 4", and 6" heights)



Vector panel with AXIOM® for FORMATIONS™ Vector® trim (available in 2", 4", and 6" heights)



Regular panel with inverted AXIOM® for FORMATIONS™ Vector® trim (available in 2", 4", and 6" heights)



Regular panel with AXIOM® for FORMATIONS™ Knife Edge® for Vector® trim



Vector panel with AXIOM® for FORMATIONS™ Knife Edge® for Vector® trim


















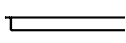
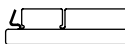





AXIOM® trims and transitions customer service is available to help with your project from start to finish. Call 1 800 840 8521.

View installation videos or download CAD, Revit®, and SketchUp® files at armstrongceilings.com/formations

FORMATIONS™ Cloud Kits

COMPATIBLE CEILING PANELS

Trim Choices:

Edge Profile	Panel	AXIOM® Vector® Available in 2", 4", and 6" heights	AXIOM® Vector® (Inverted) Available in 2", 4", and 6" heights	AXIOM® Knife Edge®	AXIOM® Knife Edge® Vector®
FORMATIONS™ Curves					
	Lay-in	–	•	–	–
	OPTIMA® Square Tegular	–	–	–	–
	OPTIMA® Vector® (Factory-cut)	•	–	–	–
	ULTIMA® Beveled Tegular	–	•	–	–
	ULTIMA® Vector (Factory-cut)	•	–	–	–
FORMATIONS™ Squares					
	Lay-in	–	•	•	–
	CALLA® Square Tegular	•	•	•	•
	CALLA® Vector (Factory-cut)	•	–	–	•
	LYRA® Square Tegular	•	•	•	•
	LYRA® Vector (Factory-cut)	•	–	–	•
	OPTIMA® Square Tegular	•	•	•	•
	OPTIMA® Vector (Factory-cut)	•	–	–	•
	ULTIMA® Beveled Tegular	•	•	•	•
	ULTIMA® Vector (Factory-cut)	•	–	–	•
	CIRRUS®/CORTEGA®/DUNE™/ FINE FISSURED™ Angled Tegular	–	•	•	–
	ULTIMA® Health Zone™ Create! Square Lay-in	–	•	•	–
	METALWORKS™ Square Tegular	•	•	•	•
	METALWORKS™ Vector	•	–	–	•
	WOODWORKS® Grille Tegular	•	•	•	•
	WOODWORKS® Open Cell Vector	•	–	–	–
	INFUSIONS® Lay-in	•	•	•	•
FORMATIONS™ Planks & Staggered					
	OPTIMA® Vector	•	–	–	–
FORMATIONS™ for Drywall					
	N/A	AXIOM® One-piece Drywall Trim			
FORMATIONS™ with Integrated Lighting					
	OPTIMA® Square Tegular	•	–	–	–
	ULTIMA® Beveled Tegular	•	–	–	–

FORMATIONS™ Curves Cloud Kits

5 Specify kits, colors, and panel selections.

HOW TO SPECIFY

Based on the cloud size and shape you choose, you need to specify and order the suspension and trim kit item number, the special factory-cut curved Vector® panel kit number, and any extra cartons of the infill panels you may need.

Standard circle and rounded square clouds feature 15/16" PRELUDE® suspension system and your choice of 2", 4", or 6" high AXIOM® Vector® trim.

EXAMPLE:

C4VES 0606C __ __

4" High 6' x 6' Color
AXIOM® Cloud Suffix*
Vector
Trim

Also order OPTIMA® Vector®
Curves Panel Kit: 3970

Custom options available
that include a wide range
of AXIOM® trim and suspension
system options.

* If specifying a color other than
White, remember to add the color
suffix at the end of the Suspension
Kit item number.

VISUAL SELECTION

Cloud Size		Suspension Item No. (Axiom Trim & Suspension System)
Curves		15/16" Prelude
6' Circle		C_VES0606C __ __
6' x 8' Oval		C_VES0608 __ __
6' x 10' Oval		C_VES0610 __ __
6' x 12' Oval		C_VES0612 __ __
6' x 14' Oval		C_VES0614 __ __
8' Circle		C_VES0808C __ __
8' x 8' Rounded Square		C_VES0808 __ __
8' x 10' Rounded Square		C_VES0810 __ __
8' x 12' Rounded Square		C_VES0812 __ __
8' x 14' Rounded Square		C_VES0814 __ __
10' Circle		C_VES1010C __ __
10' x 10' Rounded Square		C_VES1010 __ __
10' x 12' Rounded Square		C_VES1012 __ __
10' x 14' Rounded Square		C_VES1014 __ __
11'-5" Circle		C_VES1212C __ __
12' x 12' Rounded Square		C_VES1212 __ __
12' x 14' Rounded Square		C_VES1214 __ __
14' Circle		C_VES1414C __ __
14' x 14' Rounded Square		C_VES1414 __ __

PANEL SELECTION

OPTIMA® Vector® Factory-cut Curved Panels

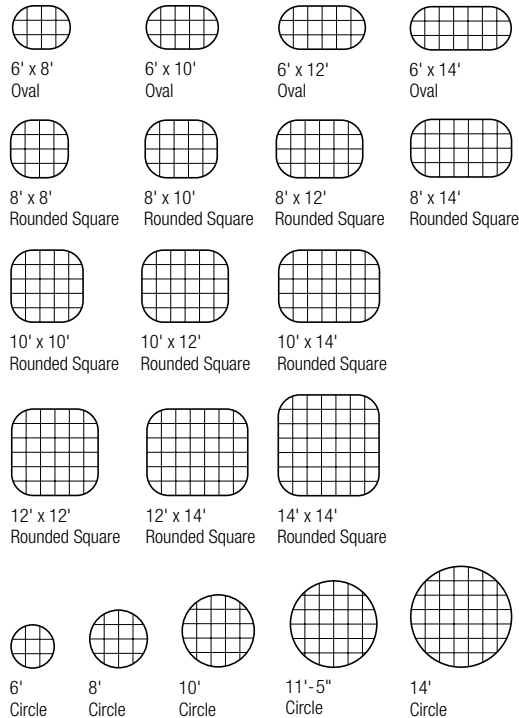
Item No.	Cartons Required	Required Extra Item 3900 2' x 2' (Ctns)
3970	1	0
3971	1	1
3971	1	1
3971	1	1
3971	1	1
3973	1	1
3972	1	1
3972	1	1
3972	1	1
3972	1	2
3974	2	1
3972	1	2
3972	1	2
3972	1	2
3972	1	2
3975	2	2
3972	1	2
3972	1	3
3976	2	3
3972	1	4

ULTIMA® Vector® Factory-cut Curved Panels

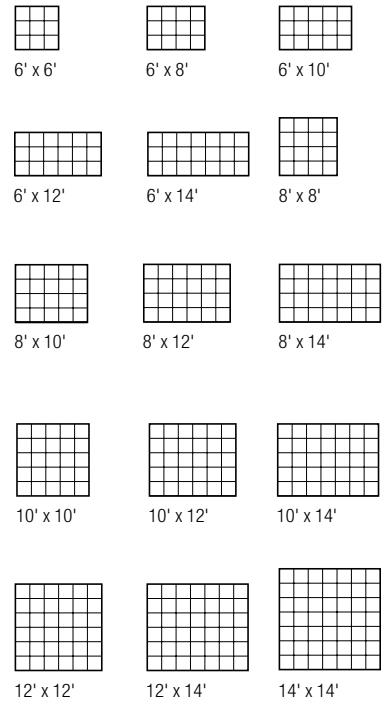
Item No.	Cartons Required	Required Extra Item 1920 2' x 2' (Ctns)
1970	1	0
1971	1	1
1971	1	1
1971	1	1
1971	1	1
1973	1	1
1972	1	1
1972	1	1
1972	1	1
1972	1	2
1974	2	1
1972	1	2
1972	1	2
1972	1	2
1972	1	2
1975	2	2
1972	1	2
1972	1	3
1976	2	3
1972	1	4

CLOUD SHAPE AND SIZE SELECTION

Curves



Squares



FORMATIONS™ Square/Rectangle Cloud Kits

5 Specify kits, colors, and panel selections.

HOW TO SPECIFY

Based on the cloud size and shape you choose, you need to specify and order the suspension and trim kit item number and the panel item number you select.

Standard square and rectangle clouds feature 15/16" PRELUDE® suspension system and your choice of 2", 4", or 6" high AXIOM® Vector® trim, AXIOM® Knife Edge® Tegular or Vector® trim.

EXAMPLE:

C4VEA 0606 __ __

4" High 6' x 6' Color
AXIOM® Cloud Suffix*
Vector
Trim

Also order OPTIMA® Vector® Squares Panel Kit: 3900 (2' x 2' panels – 1 carton).

Custom options available that include a wide range of AXIOM® trim and suspension system options.

* If specifying a color other than White, remember to add the color suffix at the end of the Suspension Kit item number.



VISUAL SELECTION

Cloud Size	AXIOM® Profile	Suspension Item No. (AXIOM® Trim & Suspension System)
Squares/Rectangles 15/16" Prelude		
6' x 6'	Vector®	C _ VEA0606 __ __
	Knife Edge® Tegular	CKETA0606 __ __
	Knife Edge® Vector	CKEVA0606 __ __
6' x 8'	Vector®	C _ VEA0608 __ __
	Knife Edge® Tegular	CKETA0608 __ __
	Knife Edge® Vector	CKEVA0608 __ __
6' x 10'	Vector®	C _ VEA0610 __ __
	Knife Edge® Tegular	CKETA0610 __ __
	Knife Edge® Vector	CKEVA0610 __ __
6' x 12'	Vector®	C _ VEA0612 __ __
	Knife Edge® Tegular	CKETA0612 __ __
	Knife Edge® Vector	CKEVA0612 __ __
6' x 14'	Vector®	C _ VEA0614 __ __
	Knife Edge® Tegular	CKETA0614 __ __
	Knife Edge® Vector	CKEVA0614 __ __
8' x 8'	Vector®	C _ VEA0808 __ __
	Knife Edge® Tegular	CKETA0808 __ __
	Knife Edge® Vector	CKEVA0808 __ __
8' x 10'	Vector®	C _ VEA0810 __ __
	Knife Edge® Tegular	CKETA0810 __ __
	Knife Edge® Vector	CKEVA0810 __ __
8' x 12'	Vector®	C _ VEA0812 __ __
	Knife Edge® Tegular	CKETA0812 __ __
	Knife Edge® Vector	CKEVA0812 __ __
8' x 14'	Vector®	C _ VEA0814 __ __
	Knife Edge® Tegular	CKETA0814 __ __
	Knife Edge® Vector	CKEVA0814 __ __
10' x 10'	Vector®	C _ VEA1010 __ __
	Knife Edge® Tegular	CKETA1010 __ __
	Knife Edge® Vector	CKEVA1010 __ __
10' x 12'	Vector®	C _ VEA1012 __ __
	Knife Edge® Tegular	CKETA1012 __ __
	Knife Edge® Vector	CKEVA1012 __ __
10' x 14'	Vector®	C _ VEA1014 __ __
	Knife Edge® Tegular	CKETA1014 __ __
	Knife Edge® Vector	CKEVA1014 __ __
12' x 12'	Vector®	C _ VEA1212 __ __
	Knife Edge® Tegular	CKETA1212 __ __
	Knife Edge® Vector	CKEVA1212 __ __
12' x 14'	Vector®	C _ VEA1214 __ __
	Knife Edge® Tegular	CKETA1214 __ __
	Knife Edge® Vector	CKEVA1214 __ __
14' x 14'	Vector®	C _ VEA1414 __ __
	Knife Edge® Tegular	CKETA1414 __ __
	Knife Edge® Vector	CKEVA1414 __ __

* These items use AXIOM® for FORMATIONS™ Vector® trim (inverted).

PANEL SELECTION

OPTIMA® Vector Panels	ULTIMA® Vector Panels	OPTIMA® Tegular Panels	ULTIMA® Tegular Panels
Item 3900 (Ctns)	Item 1920 (Ctns)	Items 3250, 3354, 3253 (Ctns)	Item 1911 (Ctns)
1	1	1*	1*
–	–	1	1
1	1	–	–
1	1	1*	1*
–	–	1	1
1	1	–	–
2	2	1*	2*
–	–	1	2
2	2	–	–
2	2	1*	2*
–	–	1	2
2	2	–	–
2	2	1*	2*
–	–	1	2
2	2	–	–
2	2	1*	2*
–	–	1	2
2	2	–	–
2	2	1*	3*
–	–	1	3
2	2	–	–
2	3	2*	3*
–	–	2	3
2	3	–	–
3	3	2*	3*
–	–	2	3
3	3	–	–
3	3	2*	3*
–	–	2	3
3	3	–	–
4	4	2*	4*
–	–	2	4
4	4	–	–
5	5	3*	5*
–	–	3	5
5	5	–	–

MORE PANEL OPTIONS

Place these panel orders with Armstrong Customer Service - 1 877 276 7876

Panel options featured on pg. 7

- CALLA®
- CIRRUS®
- CORTEGA®
- DUNE™
- FINE FISSURED™
- LYRA® / LYRA® Vector®
- ULTIMA® Health Zone™ Create!™
- METALWORKS™ Tegular
- METALWORKS™ Vector®
- METALWORKS™ Tin
- METALWORKS™ Mesh
- INFUSIONS®
- WOODWORKS® Grille
- WOODWORKS® Open Cell

FORMATIONS™ Staggered Cloud Kits

5 Specify kits, colors, and panel selections.

HOW TO SPECIFY

Based on the cloud size and shape you choose, you need to specify and order the suspension and trim kit item number and the panel item numbers you select.

Standard staggered clouds feature 15/16" PRELUDE® suspension system and your choice of 2", 4", or 6" high AXIOM® Vector® trim.

EXAMPLE:

0606 V2A 1222V

6' x 6' 2" High 1' x 2' /
Cloud AXIOM® 2' x 2'
Vector OPTIMA®
Trim Vector
Panels

Also order OPTIMA® Vector® Staggered Panel Kits: 3903 (1' x 2' panels – 1 carton) and 3900 (2' x 2' panels – 1 carton).

* Formations™ Staggered Cloud Kits are available in white only. For colors, contact customer service at 1 800 840 8521.

VISUAL SELECTION

Cloud Size	Suspension Item No. (AXIOM® Trim & Suspension System)
Staggered	15/16" Prelude
6' x 6'	0606V_A ____ V
6' x 8'	0608V_A ____ V
6' x 10'	0610V_A ____ V
6' x 12'	0612V_A ____ V
6' x 14'	0614V_A ____ V
6' x 16'	0616V_A ____ V
8' x 6'	0806V_A ____ V
8' x 8'	0808V_A ____ V
8' x 10'	0810V_A ____ V
8' x 12'	0812V_A ____ V
8' x 14'	0814V_A ____ V
8' x 16'	0816V_A ____ V
10' x 6'	1006V_A ____ V
10' x 8'	1008V_A ____ V
10' x 10'	1010V_A ____ V
10' x 12'	1012V_A ____ V
10' x 14'	1014V_A ____ V
10' x 16'	1016V_A ____ V
12' x 6'	1206V_A ____ V
12' x 8'	1208V_A ____ V
12' x 10'	1210V_A ____ V
12' x 12'	1212V_A ____ V
12' x 14'	1214V_A ____ V
12' x 16'	1216V_A ____ V
16' x 6'	1606V_A ____ V
16' x 8'	1608V_A ____ V
16' x 10'	1610V_A ____ V
16' x 12'	1612V_A ____ V
16' x 14'	1614V_A ____ V
16' x 16'	1616V_A ____ V

PANEL SELECTION

OPTIMA® Vector® Panels	1' x 2' / 2' x 2'	2' x 2' / 2' x 4'	2' x 4' / 2' x 8'
	Item 3903 / 3900 (Ctns)	Item 3900 / 3908 (Ctns)	Item 3908 / 3907 (Ctns)
	1 / 1	1 / 1	–
	1 / 1	1 / 1	–
	1 / 1	1 / 1	–
	1 / 1	1 / 1	–
	1 / 1	1 / 1	–
	2 / 2	1 / 1	–
	1 / 1	1 / 1	–
	1 / 1	1 / 1	–
	1 / 1	1 / 1	–
	1 / 1	1 / 1	–
	2 / 2	2 / 2	–
	2 / 2	2 / 1	–
	2 / 2	2 / 1	–
	1 / 1	1 / 1	–
	1 / 1	1 / 1	–
	2 / 2	2 / 1	–
	2 / 2	2 / 2	–
	2 / 2	2 / 2	–
	2 / 2	2 / 2	–
	2 / 2	2 / 2	–
	2 / 2	2 / 2	–
	2 / 2	2 / 2	–
	2 / 2	2 / 2	–
	3 / 3	2 / 2	–
	2 / 2	2 / 2	1 / 1
	2 / 2	2 / 2	2 / 2
	2 / 2	3 / 2	2 / 2
	3 / 3	3 / 2	2 / 2
	3 / 3	3 / 2	2 / 2
	3 / 3	1 / 1	2 / 2



AXIOM® trims and transitions customer service is available to help with your project from start to finish. Call 1 800 840 8521.

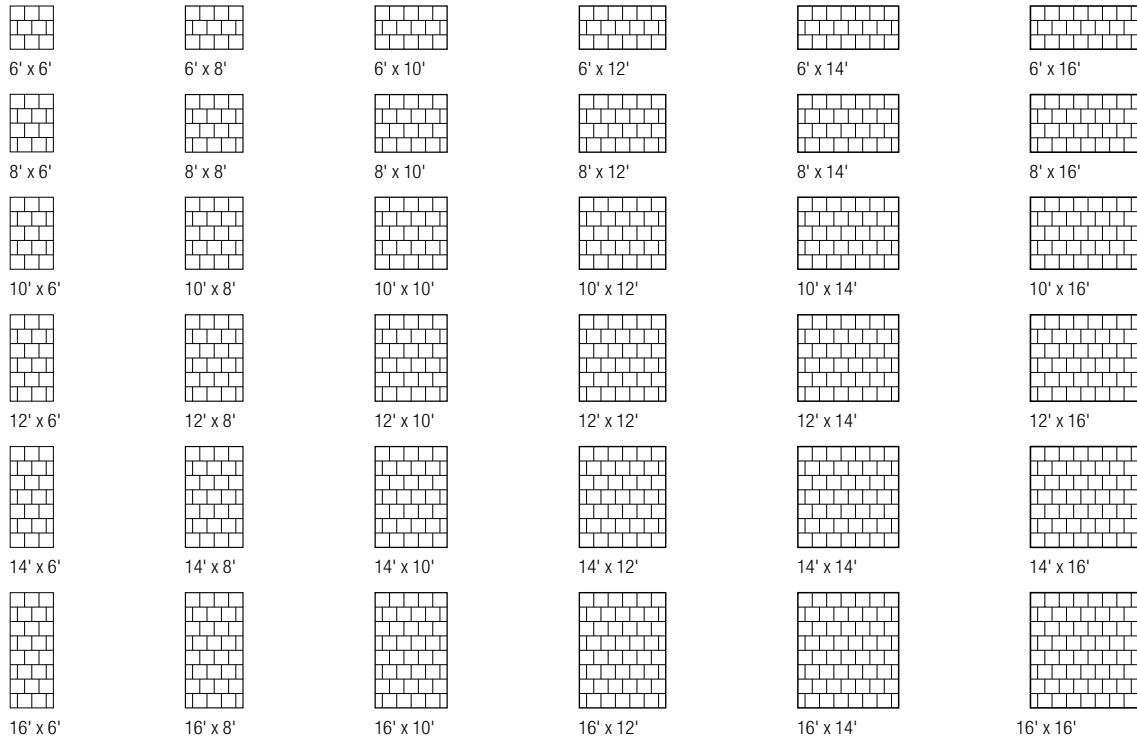
View installation videos or download CAD, Revit®, and SketchUp® files at armstrongceilings.com/formations

FORMATIONS™

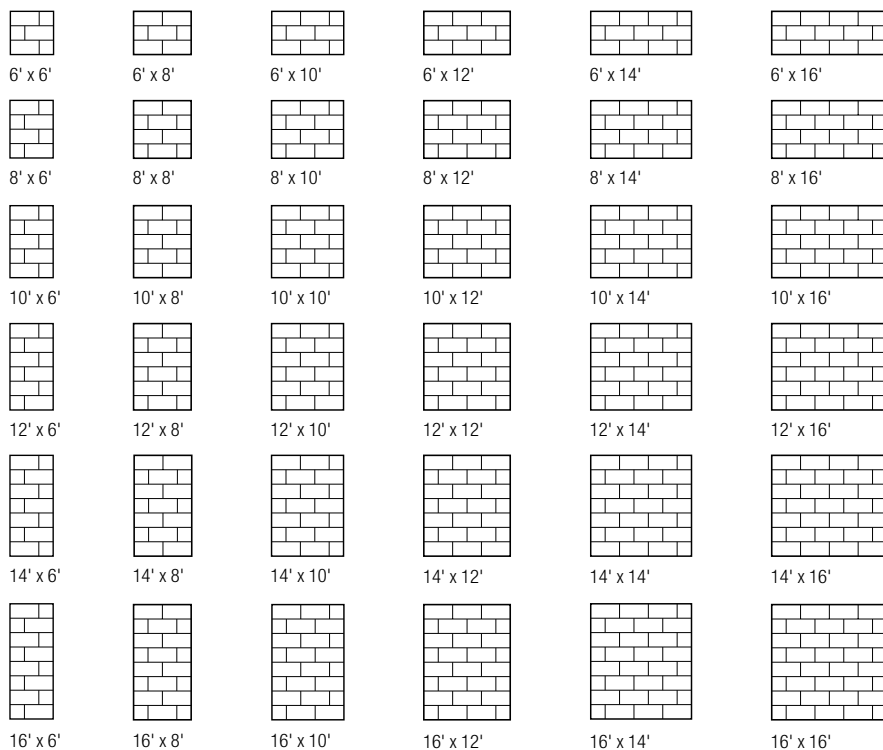
Staggered Cloud Kits

STAGGERED CLOUD SHAPE AND SIZE SELECTION

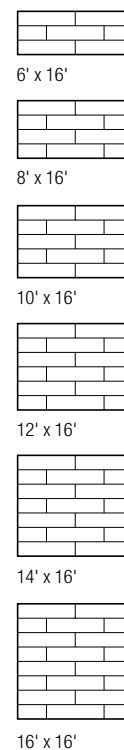
1' x 2' / 2' x 2' Panels



2' x 2' / 2' x 4' Panels



2' x 4' / 2' x 8' Panels



FORMATIONS™ Planks Cloud Kits

5 Specify kits, colors, and panel selections.

HOW TO SPECIFY

Based on the cloud size and shape you choose, you need to specify and order the suspension and trim kit item number and the panel item number you select.

Standard plank clouds feature 15/16" PRELUDE® suspension system and your choice of 2", 4", or 6" high AXIOM® Vector® trim.

EXAMPLE:

1210 V4P 26V

12' x 10' 4" High 2' x 6'
Cloud AXIOM® OPTIMA®
Vector Vector
Trim Panels

Also order OPTIMA® Vector®
Plank Panel Kit: 3906
(2' x 6' – 1 carton).

* Formations™ Planks Cloud Kits are available in white only. For colors, contact customer service at 1 800 840 8521.

VISUAL SELECTION

Cloud Size	Suspension Item No. <small>(AXIOM® Vector® Trim & Suspension System)</small>
Planks	15/16" Prelude
8' x 6'	0806V _ P24V
8' x 8'	0808V _ P24V
8' x 10'	0810V _ P24V
8' x 12'	0812V _ P24V
8' x 14'	0814V _ P24V
8' x 16'	0816V _ P24V
12' x 6'	1206V _ P __ V
12' x 8'	1208V _ P __ V
12' x 10'	1210V _ P __ V
12' x 12'	1212V _ P __ V
12' x 14'	1214V _ P __ V
12' x 16'	1216V _ P __ V
16' x 6'	1606V _ P __ V
16' x 8'	1608V _ P __ V
16' x 10'	1610V _ P __ V
16' x 12'	1612V _ P __ V
16' x 14'	1614V _ P __ V
16' x 16'	1616V _ P __ V



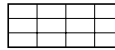





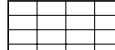





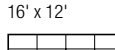



PANEL SELECTION

OPTIMA® Vector® Panels







	2' x 4'	2' x 6'	2' x 8'
	Item 3908 (Ctns)	Item 3906 (Ctns)	Item 3907 (Ctns)
8' x 6'	1	–	–
8' x 8'	1	–	–
8' x 10'	1	–	–
8' x 12'	2	–	–
8' x 14'	2	–	–
8' x 16'	2	–	–
12' x 6'	1	2	1
12' x 8'	2	2	2
12' x 10'	2	2	2
12' x 12'	2	3	2
12' x 14'	2	3	2
12' x 16'	3	3	3
16' x 6'	2	–	2
16' x 8'	2	–	2
16' x 10'	2	–	2
16' x 12'	3	–	3
16' x 14'	3	–	3
16' x 16'	3	–	3

PLANKS CLOUD SHAPE AND SIZE SELECTION


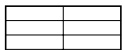
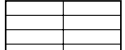

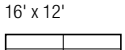

2' x 4' Panels


 8' x 6'	 12' x 6'	 16' x 6'
 8' x 8'	 12' x 8'	 16' x 8'
 8' x 10'	 12' x 10'	 16' x 10'
 8' x 12'	 12' x 12'	 16' x 12'
 8' x 14'	 12' x 14'	 16' x 14'
 8' x 16'	 12' x 16'	 16' x 16'

2' x 6' Panels

 12' x 6'
 12' x 8'
 12' x 10'
 12' x 12'
 12' x 14'
 12' x 16'

2' x 8' Panels

 16' x 6'
 16' x 8'
 16' x 10'
 16' x 12'
 16' x 14'
 16' x 16'



AXIOM® trims and transitions customer service is available to help with your project from start to finish. Call 1 800 840 8521.

View installation videos or download CAD, Revit®, and SketchUp® files at armstrongceilings.com/formations

FORMATIONS™ Drywall Cloud Kits

5 Specify kits.

HOW TO SPECIFY

Based on the cloud size and shape you choose, you need to specify and order the suspension and trim kit item number. FORMATIONS™ drywall cloud kits are only compatible with 5/8" thick drywall.

Standard drywall cloud kits feature your choice of 2", 4", or 6" high unfinished AXIOM® drywall trim for easy on-site painting.

EXAMPLE:






















0404D A1P6UF

4' x 4'	6" High
Drywall	AXIOM®
Cloud	One-piece
	Drywall
	Trim
	Unfinished

VISUAL SELECTION

Cloud Size	Suspension Item No. <small>(AXIOM® Trim & Suspension System)</small>	Cloud Size	Suspension Item No. <small>(AXIOM® Trim & Suspension System)</small>
Drywall	1-1/2" Drywall Grid	Drywall	1-1/2" Drywall Grid
4' x 4'	0404DA1P_UF	8' x 8'	0808DA1P_UF
4' x 6'	0406DA1P_UF	8' x 10'	0810DA1P_UF
4' x 8'	0408DA1P_UF	8' x 12'	0812DA1P_UF
4' x 10'	0410DA1P_UF	8' x 14'	0814DA1P_UF
4' x 12'	0412DA1P_UF	10' x 10'	1010DA1P_UF
4' x 14'	0414DA1P_UF	10' x 12'	1012DA1P_UF
6' x 6'	0606DA1P_UF	10' x 14'	1014DA1P_UF
6' x 8'	0608DA1P_UF	12' x 12'	1212DA1P_UF
6' x 10'	0610DA1P_UF	12' x 14'	1214DA1P_UF
6' x 12'	0612DA1P_UF	14' x 14'	1414DA1P_UF
6' x 14'	0614DA1P_UF		

DRYWALL CLOUD SHAPE AND SIZE SELECTION

 4' x 4'	 4' x 6'	 4' x 8'	 4' x 10'	 4' x 12'	 4' x 14'
 6' x 6'	 6' x 8'	 6' x 10'	 6' x 12'	 6' x 14'	
 8' x 8'	 8' x 10'	 8' x 12'	 8' x 14'		
 10' x 10'	 10' x 12'	 10' x 14'	 12' x 12'	 12' x 14'	 14' x 14'



FORMATIONS™ with Integrated Lighting

5 Specify kits, colors, and panel selections.

HOW TO SPECIFY

Based on the cloud size and shape you choose, you need to specify and order the suspension and trim kit item number, the panel item number, and the Philips Ledalite light fixture you select.

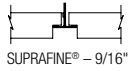
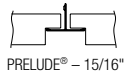
EXAMPLE:

L0608T _ _ * **AV** _ _ _
 6' x 8' Cloud Susp. System 6" or 8" AXIOM® Vector height Color Suffix

* PD = Prelude 15/16"
 SF = Suprafine 9/16"
 LD = Interlude 9/16"

All clouds come in the color White.

All clouds have a 4" wide opening in the center specifically designed for the integration of a Philips Ledalite TruGroove LED fixture.



VISUAL SELECTION

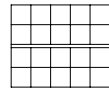
Cloud Size	Suspension Item No. (AXIOM® Vector® Trim & Suspension System)
6' x 8'	L0608T _ _ AV _ _ _
8' x 8'	L0808T _ _ AV _ _ _
8' x 10'	L0810T _ _ AV _ _ _
10' x 10'	L1010T _ _ AV _ _ _

PANEL SELECTION

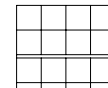
OPTIMA® Square Tegular Panels		ULTIMA® Beveled Tegular Panels		CALLA® Beveled Tegular Panels		LYRA® Square Tegular Panels	
2' x 2'		2' x 2'		2' x 2'		2' x 2'	
15/16"	9/16"	15/16"	9/16"	15/16"	9/16"	15/16"	9/16"
3354	3251	1911	1912	2822	2824	8360	8361
3354	3251	1911	1912	2822	2824	8360	8361
3354	3251	1911	1912	2822	2824		
30" x 30"		30" x 30"		30" x 30"		30" x 30"	
15/16"	9/16"	15/16"	9/16"				
3258	3259		1905				

PLANKS CLOUD SHAPE AND SIZE SELECTION

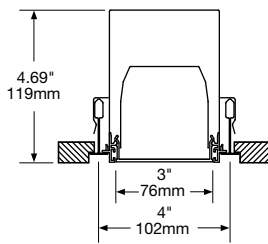
2' x 2' Panels



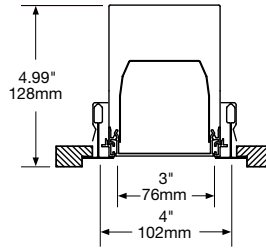
30" x 30" Panels



CEILING PANEL / SUSPENSION SYSTEM / LIGHT FIXTURE INTERFACE



Armstrong® SUPRAFINE® 9/16" suspension system with Philips Ledalite TruGroove LED Light



Armstrong® PRELUDE® 15/16" suspension system with Philips Ledalite TruGroove LED Light



AXIOM® trims and transitions customer service is available to help with your project from start to finish. Call 1 800 840 8521.

View installation videos or download CAD, Revit®, and SketchUp® files at armstrongceilings.com/formations

FORMATIONS™ with Integrated Lighting

PHILIPS LEDALITE – TRUGROOVE LED RECESSED LIGHTING OVERVIEW



The epitome of simple sophistication – TruGroove LED lighting provides unrivaled performance and a truly innovative design, making a definitive statement in any architectural space.

SPECIFY YOUR COMPATIBLE LEDALITE LIGHTING FIXTURE

Family	Version	Distribution	Source	Color Temp	Lumen Package	Optics	Housing	Ceiling / Trim	Run Length/ Size	Wiring Type	Voltage	Ballast/ Driver
39	S	1	L	A	G	Q	S	5	6'	1	2	E
TruGroove Recessed	Standalone	Performance Distribution 1 Symmetric Definition Distribution 0 Symmetric	L LED	A 4000K B 3500K C 3000K	E 3000 lm/4 ft G 2200 lm/4 ft K 1500 lm/4 ft	Performance Optics Q Flush MesoOptics R Regressed MesoOptics Definition Optics L Flush Silk M Regressed Silk	S Standard	5 Armstrong Cloud	6' 5' 11-7/8" o.a. 8' 7' 11-7/8" o.a. 10' 9' 11-7/8" o.a.	1 1 cct 3 1 cct w/ emergency 7 1 cct dimming	1 120V 2 277V 3 347V	E Standard

Contact your Philips lighting representative to order. For questions about lighting specifications:
Call: Philips Ledalite quotations at 604.888.6811 or
Email: quotes.ledalight@philips.com (Reference: Armstrong Clouds)

SPECIFY YOUR COMPATIBLE LEDALITE LIGHTING FIXTURE

Example based on 2200 lm (nominal per 4'), 4000K

Total Output	2187 lm
Efficacy	78.4 lm/W
CCT	4039K
CRI	84
R9	17
Distribution	0% Up / 100% Down
Spacing Criteria (0/90/180°)	1.41/1.75/NA
Meets RP-1-04 recommendations for VDT-Normal spaces	

Values per 4 ft unit

Fixture photometry has been conducted by an NVLAP accredited testing laboratory in accordance with IESNA LM-79:2008

Lumen maintenance of the LEDs has been tested by the manufacturer in accordance with IESNA LM-80:2008

IES files for this and other photometric options can be downloaded online at www.ledalite.com

TRUGROOVE PHYSICAL DATA

Housing

Die-formed 20 gauge cold-rolled steel. Multiple upper wire entrances available for continuous row mounting of fixtures.

Weight

Maximum 3.5 lbs/ft.

Optical System

Performance version: White light emitted from the LED sources is internally reflected and laterally redirected by a biconvex lens. Light is then reflected by Miro-Silver panels and exits through the optical lens assembly. This assembly contains acrylic extrusion profiles to retain a layer of MesoOptics film, creating both an uninterrupted continuum of light and an optical batwing distribution.

Definition version: Light passes through a diffuse white acrylic lens to deliver a highly uniform luminous continuum.

Standard Driver

Dimming: 0-10V, 5-100%. Output is Class 2 rated.

Lumen Maintenance

At an ambient temperature of 25°C in non-insulated contact applications, the LED lumen maintenance expectation for each lumen package is:

K: L80 (12k) 71,000 hrs

G: L80 (12k) 68,000 hrs

E: L80 (12k) 54,000 hrs

Mounting

Mounting brackets on housing sides support T-Grid installation. 1/16" diameter aircraft cable with self-locking, tamper-resistant, miniature cable gripper provides vertical adjustment for drywall. Aircraft cable, crimp, and gripper independently tested to meet stringent safety requirements.

TRUGROOVE ELECTRICAL SPECIFICATIONS

Input Voltage	120V	277V
Input Voltage	27.9W	27.9W
Input Current	0.237A	0.115A
Power Factor	0.983	
Total Harm. Distortion	16.5%	

Tested values – contact technical support for rated values.
Off-state power zero unless certain controls are specified.

Joints

Self-aligning joining system with hands-free pre-joining wire access.

Electrical

Factory pre-wired to section ends with quick-wire connectors.

Approvals

Certified to UL, CSA, and IES standards. Insulation Contact (IC) rated.

Finish

Extruded aluminum trim and die-cast endplates coated with electrostatically applied and thermally cured polyester powder coat paint finish.

Environment


Rated for dry or damp locations in operating ambient temperatures 0-40°C (32-104°F).

FORMATIONS™ Custom Cloud Kits

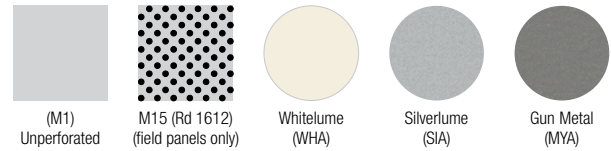
Size, panels, color, suspension, and trim – it's all up to you!

CEILING PANELS Due to printing limitations, shade may vary from actual product.

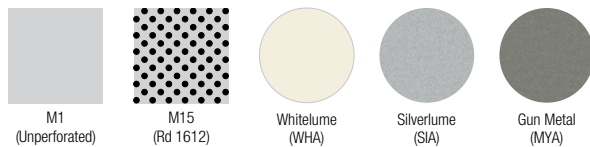
CIRRUS® High NRC/FINE FISSURED™ High NRC/ULTIMA® High NRC/MESA™/GEORGIAN™
Tegular and Square Lay-in Panels




METALWORKS™ TechZone®
Tegular Panels



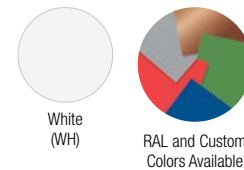
METALWORKS 3D Tegular Panels



Reflections™ Laminate Finishes*




METALWORKS Open Cell Lay-in Panels




* See BPCS-4785 for more finish options

SUSPENSION SYSTEM / AXIOM® TRIM COLOR SELECTION




Drywall



† Tech Black coordinates with COLORATIONS® Black (BK)


NOTE: If specifying a color other than White for Curves, Squares, Planks, or Staggered Clouds, remember to add the color suffix at the end of the suspension kit item number.

COLORATIONS® (Coordinates with CALLA® COLORATIONS® panels and SUPRAFINE® suspension systems)



† Use BL suffix for suspension systems and AXIOM®

2448VPDAV6WH



HOW TO SPECIFY CUSTOM KITS

Because each cloud can be so unique, there are no predetermined item numbers. Here's an example of how to develop an item number for a specification or order:

TAKE THE NEXT STEP

1 877 276 7876

Customer Service Representatives
7:45 a.m. to 5:00 p.m. EST
Monday through Friday

TechLine – Technical information, detail drawings, CAD design assistance, installation information, other technical services – 8:00 a.m. to 5:30 p.m. EST, Monday through Friday. FAX 1 800 572 8324 or email: techline@armstrongceilings.com

armstrongceilings.com/commercial

Latest product news
Standard and custom product information
Online catalog
CAD, Revit®, SketchUp® files
A Ceiling for Every Space® Visual Selection Tool
Product literature and samples – express service or regular delivery
Contacts – reps, where to buy, who will install

YOU INSPIRE™ SOLUTIONS CENTER

1 800 988 2585
email: solutionscenter@armstrongceilings.com
armstrongceilings.com/youinspire

Design Assistance

Collaborative design
Detail drawings
Specifications
Planning and budgeting

Pre-construction Assistance

Layout drawings for standard and premium products
Project installation recommendations
Contractor installation assistance

you inspire™
solutions center

helping to bring your one-of-a-kind ideas to life

LEED® is a registered trademark of the U.S. Green Building Council
Revit® is a registered trademark of Autodesk, Inc.; SketchUp® is a registered trademark of Trimble, Inc.; Inspiring Great Spaces® is a trademark of AFI Licensing LLC
All other trademarks used herein are the property of AWI Licensing LLC and/or its affiliates
© 2019 AWI Licensing LLC • Printed in the United States of America

armstrongceilings.com/formations

Inspiring Great Spaces®

Armstrong®
CEILING & WALL SOLUTIONS