

FORMATIONS™

Acoustical and Accent Cloud Kits

CAD/Revit® drawings at:
armstrongceilings.com



Formations™ Squares with Ultima® Tegular panels and 2" Axiom® Vector® trim



Easy-to-specify and install cloud system with pre-cut components and wide range of panel options.

KEY SELECTION ATTRIBUTES

- Ideal for acoustically challenged or open plenum spaces:
 - Reduce acoustical reverberation time in the space
 - Reduce noise levels in the space
 - Increase speech intelligibility
- Clouds appear to float
- Layouts and sizing for full-size panel installation
- Standard components for custom look





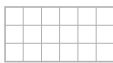



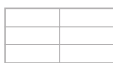






Formations Suspension System and Axiom® Trim Kits

- Axiom trims are made from extruded aluminum, offers better registration, handleability, and finished appearance vs. standard cold-rolled steel
- Axiom® Vector® – maintains a clean 1/4" Vector reveal at the perimeter when used within factory-finished panels
- Kits combine the Formations™ Clouds StrongBack™ mounting system with a sleek, strong aircraft cable system to recess the cable two feet away from the vertical face of the cloud, for a clean visual requiring fewer suspension hangers
- Tested for seismic installations
- Suspension Kits include:
 - Axiom trim cut to length with factory-mitered corners
 - Unique Axiom trim for Formations Support Hanger carrying channel
 - Prelude® XL® suspension system components, cut to length
 - Appropriate amount of Axiom splices and T-Bar connectors
 - Aircraft cable and hardware for attachment to structure

FORMATIONS™

Acoustical and Accent Cloud Kits

1 START BY CHOOSING THE FORMATIONS™ ACCENT AND ACOUSTICAL CLOUD KITS THAT FIT YOUR PROJECT NEEDS

Cloud Type	Description	
	FORMATIONS Curves Clouds Soften and quiet any space by adding a few curves. <ul style="list-style-type: none"> • 16 suspension system/trim colors • 3 standard trim heights • 16 shapes and sizes 	
	FORMATIONS Squares/Rectangles Clouds A bold, captivating design option with outstanding sound absorption. <ul style="list-style-type: none"> • 16 suspension system/trim colors • 3 standard trim heights • 15 shapes and sizes 	 
	FORMATIONS Staggered Design Clouds Create visually interesting clouds the easy way. <ul style="list-style-type: none"> • 16 suspension system/trim colors • 3 standard trim heights • 78 shapes and sizes 	
	FORMATIONS Planks Clouds Reduce the amount of visible suspension and create a sleek, clean look. <ul style="list-style-type: none"> • 16 suspension system/trim colors • 3 standard trim heights • 30 shapes and sizes 	
	FORMATIONS Clouds for Drywall Improved floating visual compared to field constructed track and channeled clouds. <ul style="list-style-type: none"> • 3 standard trim heights • 21 shapes and sizes 	
	FORMATIONS Clouds with Integrated Lighting Distribute safe, low-voltage direct current electrical power through the acoustical ceiling suspension system (grid) for more efficient lighting. <ul style="list-style-type: none"> • 2 standard trim heights • 3 suspension systems • 4 shapes and sizes 	
	FORMATIONS Clouds with DC FlexZone™ Suspension System Distribute safe, low-voltage direct current (DC) electrical power through the acoustical ceiling suspension system (grid) for more efficient lighting. <ul style="list-style-type: none"> • 2 standard trim heights • 2 suspension systems • 12 shapes and sizes 	

FORMATIONS™ Acoustical and Accent Cloud Kits

2 SELECT A CEILING PANEL THAT WORKS WITH YOUR CLOUD

Panels specified, ordered and shipped separately from Formations™ kits

ACOUSTICAL PANELS

Due to printing limitations, shade may vary from actual product

Curves


Optima®/Ultima® Tegular and Vector® Panels



NOTE: Ultima® and Optima® Vector® panels are the only available as factory-cut curved panels. Other 24" x 24" mineral fiber/fiberglass panels may be used but may require field cutting.

Staggered & Planks

Optima Vector Panels



Ultima® Health Zone™ Create!™ Lay-in Panels




For more information on Create! panels visit armstrongceilings.com/create

Squares

Lyra®/Calla®/Optima/Ultima/Cirrus®/Cortega®/Dune™/Fine Fissured™ Tegular, Vector®, and Square Lay-in Panels



MetalWorks™ Square Tegular and Vector Panels



NOTE: Effects colors are only available for extra microperforated panels. Solid wood panels cannot be used for clouds.

ACCENT PANELS

Due to printing limitations, shade may vary from actual product.

Squares

MetalWorks™ Mesh Lay-in Panels (24 available)



WoodWorks® Grille Tegular Panels

Open Cell Vector Panels (3 panel designs)



Infusions Lay-in Panels

Lay-in Color Choices (38 available)



MetalWorks Tin Tegular & Vector Panels

Lay-in Color Choices




NOTE: For a complete list of panels, visit armstrongceilings.com/metalworks; armstrongceilings.com/woodworks; armstrongceilings.com/infusions


3 SELECT YOUR SUSPENSION SYSTEM AND TRIM COLORS

Due to printing limitations, shade may vary from actual product.

Suspension System / Axiom® Trim Colors



Drywall



DC FlexZone

SUSPENSION SYSTEMS



Prelude® 15/16" suspension system included in all kits (except Drywall or DC FlexZone suspension system)

DC FlexZone™ Silhouette® 1/4" Reveal 9/16" suspension system

DC FlexZone Suprafine® 9/16" suspension system

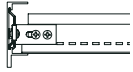
Drywall 1-1/2" suspension system

FORMATIONS™ Acoustical and Accent Cloud Kits

4 SELECT YOUR AXIOM® TRIM PROFILE AND HEIGHT

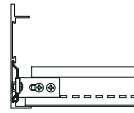
AXIOM® TRIM TYPES

Axiom® Vector® Trim
for Formations™



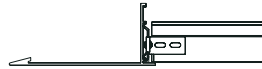
2", 4", and 6" heights

Axiom Vector (Inverted) Trim
for Formations
(Lay-in and Tegular panels)



2", 4", and 6" heights

Axiom® Knife Edge® Trim
for Formations
(Lay-in and Tegular panels)



Axiom Knife Edge Vector Trim
for Formations



AXIOM TRIM PROFILE OPTIONS



Axiom for Formations Vector Trim
(available in 2", 4", and 6" heights)




Vector panel with Axiom for Formations
Vector Trim (available in 2", 4", and
6" heights)



Tegular panel with inverted Axiom
for Formations Vector Trim (available in
2", 4", and 6" heights)



Tegular panel with Axiom for Formations
Knife Edge for Vector Trim



Vector panel with Axiom for Formations
Knife Edge for Vector Trim

ENSURE YOUR TRIM IS COMPATIBLE WITH YOUR CEILING PANEL CHOICE.




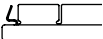






Compatible Ceiling Panels

Trim Choices:

Edge Profile	Panel	AXIOM® Vector®	AXIOM® Vector® (Inverted)	AXIOM® Knife Edge®	AXIOM® Knife Edge® Vector®
Formations Curves					
	Lay-in	Available in 2", 4", and 6" heights	Available in 2", 4", and 6" heights	—	—
	OPTIMA® Square Tegular	—	—	—	—
	OPTIMA® Vector® (Factory-cut)	•	—	—	—
	ULTIMA® Beveled Tegular	—	•	—	—
	ULTIMA® Vector (Factory-cut)	•	—	—	—
Formations Squares					
	Lay-in	—	•	•	—
	CALLA® Square Tegular	•	•	•	•
	CALLA® Vector (Factory-cut)	•	—	—	•
	LYRA® Square Tegular	•	•	•	•
	LYRA® Vector (Factory-cut)	•	—	—	•
	OPTIMA® Square Tegular	•	•	•	•
	OPTIMA® Vector (Factory-cut)	•	—	—	•
	ULTIMA® Beveled Tegular	•	•	•	•
	ULTIMA® Vector (Factory-cut)	—	•	•	—

Compatible Ceiling Panels

Trim Choices:

Edge Profile	Panel	AXIOM® Vector®	AXIOM® Vector® (Inverted)	AXIOM® Knife Edge®	AXIOM® Knife Edge® Vector®
Formations Squares					
	CIRRUS®/ CORTEGA®/DUNE™/ FINE FISSURED™ Angled Tegular	—	•	•	—
	ULTIMA® Health Zone™ Create!™ Square Lay-in	—	•	•	—
	METALWORKS™ Square Tegular	•	•	•	•
	METALWORKS™ Vector	•	—	—	•
	WOODWORKS® Grille Tegular	•	•	•	•
	WOODWORKS® Open Cell Vector	•	—	—	—
	INFUSIONS® Lay-in	•	•	•	•
Formations Planks & Staggered					
	OPTIMA® Vector	•	—	—	—
Formations for Drywall					
	N/A	Axiom Drywall Trim			
Formations with DC FlexZone™ Suspension System					
	OPTIMA® Square Tegular	•*	—	—	—
	ULTIMA® Beveled Tegular	•*	—	—	—

* 2" trim height not available with DC FlexZone suspension system

FORMATIONS™ Acoustical and Accent Cloud Kits – Curves

5 SPECIFY KITS, COLORS, AND PANEL SELECTIONS

HOW TO SPECIFY

Based on the cloud size and shape you choose, you need to specify and order the suspension and trim kit item number, the special factory-cut curved Vector® panel kit number, and any extra cartons of the infill panels you may need.

Standard circle and rounded square clouds feature 15/16" Prelude® suspension system and your choice of 2", 4", or 6" high Axiom® Vector® trim.

EXAMPLE:

C4VES 0606C _ _

4" High Axiom® Vector® Trim 6" x 6" Cloud Color Suffix♦

Also order curved Optima® Vector® Panel Kit: 3970

Custom options available that include a wide range of Axiom trim and suspension system options.

♦ If specifying a color other than White, remember to add the color suffix at the end of the Suspension Kit item number.

VISUAL SELECTION

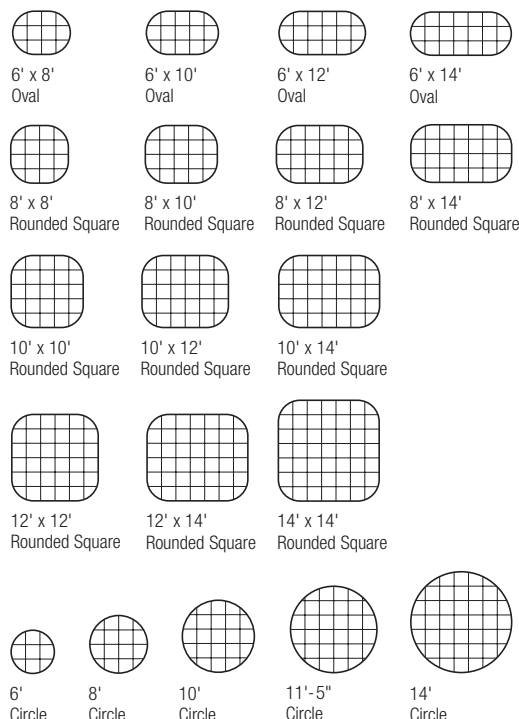
Cloud Size (Feet)		Suspension Kit Item No. ♦ (Axiom Trim & Suspension System)
Curves		15/16" Prelude
6'	Circle	C _ VES0606C _ _
6' x 8'	Oval	C _ VES0608 _ _
6' x 10'	Oval	C _ VES0610 _ _
6' x 12'	Oval	C _ VES0612 _ _
6' x 14'	Oval	C _ VES0614 _ _
8'	Circle	C _ VES0808C _ _
8' x 8'	Rounded Square	C _ VES0808 _ _
8' x 10'	Rounded Square	C _ VES0810 _ _
8' x 12'	Rounded Square	C _ VES0812 _ _
8' x 14'	Rounded Square	C _ VES0814 _ _
10'	Circle	C _ VES1010C _ _
10' x 10'	Rounded Square	C _ VES1010 _ _
10' x 12'	Rounded Square	C _ VES1012 _ _
10' x 14'	Rounded Square	C _ VES1014 _ _
11'-5"	Circle	C _ VES1212C _ _
12' x 12'	Rounded Square	C _ VES1212 _ _
12' x 14'	Rounded Square	C _ VES1214 _ _
14'	Circle	C _ VES1414C _ _
14' x 14'	Rounded Square	C _ VES1414 _ _

PANEL SELECTION

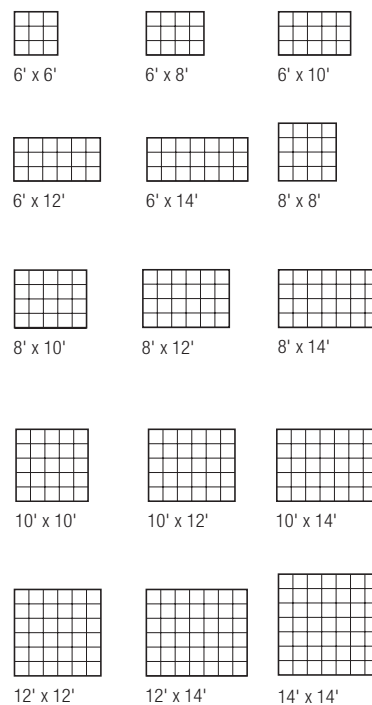
Optima® Vector® Factory-cut Curved Panels			Ultima® Vector® Factory-cut Curved Panels		
Kit No.	Cartons Required	Required Extra Item 3900 24" x 24" (Ctns)	Kit No.	Cartons Required	Required Extra Item 1920 24" x 24" (Ctns)
3970	1	0	1970	1	0
3971	1	1	1971	1	1
3971	1	1	1971	1	1
3971	1	1	1971	1	1
3971	1	1	1971	1	1
3973	1	1	1973	1	1
3972	1	1	1972	1	1
3972	1	1	1972	1	1
3972	1	1	1972	1	1
3972	1	2	1972	1	2
3974	2	1	1974	2	1
3972	1	2	1972	1	2
3972	1	2	1972	1	2
3972	1	2	1972	1	2
3975	2	2	1975	2	2
3972	1	2	1972	1	2
3972	1	3	1972	1	3
3976	2	3	1976	2	3
3972	1	4	1972	1	4

CLOUD SHAPE AND SIZE SELECTION

Curves



Squares (see chart Pg. 91)



FORMATIONS™ Acoustical and Accent Cloud Kits – Squares & Rectangles

5 (continued) SPECIFY KITS, COLORS, AND PANEL SELECTIONS

HOW TO SPECIFY

Based on the cloud size and shape you choose, you need to specify and order the suspension and trim kit item number and the panel item number.

Standard square and rectangle clouds feature 15/16" Prelude® suspension system and your choice of 2", 4", or 6" high Axiom® Vector® Trim, Axiom® Knife Edge® Tegular or Vector trim.

EXAMPLE:

C4VES 0606C _ _

4" High Axiom Vector Trim
6" x 6" Cloud
Color Suffix◆

Also order square Optima® Vector Panel Kit: 3900 (24" x 24" panels – 1 carton).

Custom options available that include a wide range of Axiom trim and suspension system options.

◆ If specifying a color other than White, remember to add the color suffix at the end of the Suspension Kit item number.

VISUAL SELECTION

Cloud Size	Axiom Profile	Suspension Kit Item No. ◆ (Axiom Trim & Suspension System)
Squares/Rectangles		15/16" Prelude
6' x 6'	Vector	C _ VEA0606 _ _
	Knife Edge Tegular	CKETA0606 _ _
	Knife Edge Vector	CKEVA0606 _ _
6' x 8'	Vector	C _ VEA0608 _ _
	Knife Edge Tegular	CKETA0608 _ _
	Knife Edge Vector	CKEVA0608 _ _
6' x 10'	Vector	C _ VEA0610 _ _
	Knife Edge Tegular	CKETA0610 _ _
	Knife Edge Vector	CKEVA0610 _ _
6' x 12'	Vector	C _ VEA0612 _ _
	Knife Edge Tegular	CKETA0612 _ _
	Knife Edge Vector	CKEVA0612 _ _
6' x 14'	Vector	C _ VEA0614 _ _
	Knife Edge Tegular	CKETA0614 _ _
	Knife Edge Vector	CKEVA0614 _ _
8' x 8'	Vector	C _ VEA0808 _ _
	Knife Edge Tegular	CKETA0808 _ _
	Knife Edge Vector	CKEVA0808 _ _
8' x 10'	Vector	C _ VEA0810 _ _
	Knife Edge Tegular	CKETA0810 _ _
	Knife Edge Vector	CKEVA0810 _ _
8' x 12'	Vector	C _ VEA0812 _ _
	Knife Edge Tegular	CKETA0812 _ _
	Knife Edge Vector	CKEVA0812 _ _
8' x 14'	Vector	C _ VEA0814 _ _
	Knife Edge Tegular	CKETA0814 _ _
	Knife Edge Vector	CKEVA0814 _ _
10' x 10'	Vector	C _ VEA1010 _ _
	Knife Edge Tegular	CKETA1010 _ _
	Knife Edge Vector	CKEVA1010 _ _
10' x 12'	Vector	C _ VEA1012 _ _
	Knife Edge Tegular	CKETA1012 _ _
	Knife Edge Vector	CKEVA1012 _ _
10' x 14'	Vector	C _ VEA1014 _ _
	Knife Edge Tegular	CKETA1014 _ _
	Knife Edge Vector	CKEVA1014 _ _
12' x 12'	Vector	C _ VEA1212 _ _
	Knife Edge Tegular	CKETA1212 _ _
	Knife Edge Vector	CKEVA1212 _ _
12' x 14'	Vector	C _ VEA1214 _ _
	Knife Edge Tegular	CKETA1214 _ _
	Knife Edge Vector	CKEVA1214 _ _
14' x 14'	Vector	C _ VEA1414 _ _
	Knife Edge Tegular	CKETA1414 _ _
	Knife Edge Vector	CKEVA1414 _ _

**These items use Axiom for Formations Vector Trim (inverted).

PANEL SELECTION

Optima® Vector® Panels	Ultima® Vector® Panels	Optima® Tegular Panels	Ultima® Tegular Panels
Item 3900 (Ctns)	Item 1920 (Ctns)	Items 3250, 3354, 3253 (Ctns)	Item 1911 (Ctns)
1	1	1**	1**
–	–	1	1
1	1	–	–
1	1	1**	1**
–	–	1	1
1	1	–	–
2	2	1**	2**
–	–	1	2
2	2	–	–
2	2	1**	2**
–	–	1	2
2	2	–	–
2	2	1**	2**
–	–	1	2
2	2	–	–
2	2	1**	2**
–	–	1	2
2	2	–	–
2	2	1**	2**
–	–	1	2
2	2	–	–
2	2	1**	3**
–	–	1	3
2	2	–	–
2	3	2**	3**
–	–	2	3
2	3	–	–
3	3	2**	3**
–	–	2	3
3	3	–	–
3	3	2**	3**
–	–	2	3
3	3	–	–
4	4	2**	4**
–	–	2	4
4	4	–	–
5	5	3**	5**
–	–	3	5
5	5	–	–

MORE PANEL OPTIONS

Place these panel orders with Armstrong Ceilings Customer Service – 1 877 276 7876

Panel options featured on pg. 59

Calla® / Calla® Vector®

Cirrus®

Cortega®

Dune™

Fine Fissured™

Infusions®

Lyra® / Lyra® Vector®

Ultima® Health Zone™ Create!™

MetalWorks™ Tegular

MetalWorks™ Vector®

MetalWorks™ Tin

MetalWorks™ Mesh

WoodWorks® Grille Tegular

WoodWorks® Open Cell

76%
ULTIMA

71%
OPTIMA

RECYCLED
CONTENT

LEED

Applies to standard kits only

energy management

construction waste mgmt

regional materials

design for flexibility

EPD

recyclable/extended producer resp.

biobased materials

recycled content

sourcing of raw materials

material ingredient reporting

low emitting materials

lighting quality

acoustics

Calculate LEED contribution at armstrongceilings.com/greengenie

LOCATION DEPENDENT

FORMATIONS™ Acoustical and Accent Cloud Kits – Staggered

76%^{ULTIMA} 71%^{OPTIMA} RECYCLED CONTENT

Calculate LEED contribution at armstrongceilings.com/greengenie



LOCATION DEPENDENT

5 (continued) SPECIFY KITS, COLORS, AND PANEL SELECTIONS

HOW TO SPECIFY

Based on the cloud size and shape you choose, you need to specify and order the suspension and trim kit item number and the panel item numbers.

Standard staggered clouds feature 15/16" Prelude® suspension system and your choice of 2", 4", or 6" high Axiom® Vector® trim.

EXAMPLE:

0606 V2A 1222V _ _

6' x 6' 2" High 1' x 2' / Color
Cloud Axiom® 2' x 2' Suffix◆
Vector® Optima®
Trim Vector®
Panels

Also order staggered Optima® Vector Panel Kits: 3903 (12" x 24" panels – 1 carton) and 3900 (24" x 24" panels – 1 carton).

◆ If specifying a color other than White, remember to add the color suffix at the end of the Suspension Kit item number.

Custom options available that include a wide range of Axiom® trim and suspension systems.

VISUAL SELECTION

Cloud Size (Feet) Suspension Kit Item No. ◆ (Axiom Trim & Suspension System)

Staggered

15/16" Prelude

6' x 6'	0606V _ A _ _ _ _ V _ _
6' x 8'	0608V _ A _ _ _ _ V _ _
6' x 10'	0610V _ A _ _ _ _ V _ _
6' x 12'	0612V _ A _ _ _ _ V _ _
6' x 14'	0614V _ A _ _ _ _ V _ _
6' x 16'	0616V _ A _ _ _ _ V _ _
8' x 6'	0806V _ A _ _ _ _ V _ _
8' x 8'	0808V _ A _ _ _ _ V _ _
8' x 10'	0810V _ A _ _ _ _ V _ _
8' x 12'	0812V _ A _ _ _ _ V _ _
8' x 14'	0814V _ A _ _ _ _ V _ _
8' x 16'	0816V _ A _ _ _ _ V _ _
10' x 6'	1006V _ A _ _ _ _ V _ _
10' x 8'	1008V _ A _ _ _ _ V _ _
10' x 10'	1010V _ A _ _ _ _ V _ _
10' x 12'	1012V _ A _ _ _ _ V _ _
10' x 14'	1014V _ A _ _ _ _ V _ _
10' x 16'	1016V _ A _ _ _ _ V _ _
12' x 6'	1206V _ A _ _ _ _ V _ _
12' x 8'	1208V _ A _ _ _ _ V _ _
12' x 10'	1210V _ A _ _ _ _ V _ _
12' x 12'	1212V _ A _ _ _ _ V _ _
12' x 14'	1214V _ A _ _ _ _ V _ _
12' x 16'	1216V _ A _ _ _ _ V _ _
14' x 6'	1406V _ A _ _ _ _ V _ _
14' x 8'	1408V _ A _ _ _ _ V _ _
14' x 10'	1410V _ A _ _ _ _ V _ _
14' x 12'	1412V _ A _ _ _ _ V _ _
14' x 14'	1414V _ A _ _ _ _ V _ _
14' x 16'	1416V _ A _ _ _ _ V _ _
16' x 6'	1606V _ A _ _ _ _ V _ _
16' x 8'	1608V _ A _ _ _ _ V _ _
16' x 10'	1610V _ A _ _ _ _ V _ _
16' x 12'	1612V _ A _ _ _ _ V _ _
16' x 14'	1614V _ A _ _ _ _ V _ _
16' x 16'	1616V _ A _ _ _ _ V _ _

PANEL SELECTION


Optima® Vector® Panels

12" x 24" / 24" x 24"	24" x 24" / 24" x 48"	24" x 48" / 24" x 96"
Item 3903 / 3900 (Ctns)	Item 3900 / 3908 (Ctns)	Item 3908 / 3907 (Ctns)
1 / 1	1 / 1	–
1 / 1	1 / 1	–
1 / 2	1 / 1	–
1 / 2	1 / 1	–
1 / 2	1 / 1	–
1 / 2	1 / 1	1 / 1
1 / 1	1 / 1	–
1 / 2	1 / 1	–
1 / 2	1 / 1	–
1 / 2	1 / 1	–
1 / 3	1 / 1	–
1 / 3	1 / 2	1 / 1
1 / 2	1 / 1	–
1 / 2	1 / 1	–
1 / 2	1 / 1	–
1 / 3	1 / 2	–
1 / 3	1 / 2	–
1 / 4	1 / 2	1 / 2
1 / 2	1 / 1	–
1 / 2	1 / 1	–
1 / 3	1 / 1	–
1 / 3	1 / 2	–
1 / 4	1 / 2	–
1 / 4	1 / 2	1 / 2
1 / 2	1 / 1	–
1 / 3	1 / 1	–
1 / 3	1 / 2	–
1 / 4	1 / 2	–
1 / 5	1 / 3	1 / 2
1 / 2	1 / 1	–
1 / 3	1 / 1	–
1 / 3	1 / 2	–
1 / 4	1 / 2	–
1 / 5	1 / 2	–
1 / 5	1 / 3	1 / 2


FORMATIONS™ Acoustical and Accent Cloud Kits – Staggered

STAGGERED CLOUD SHAPE AND SIZE SELECTION

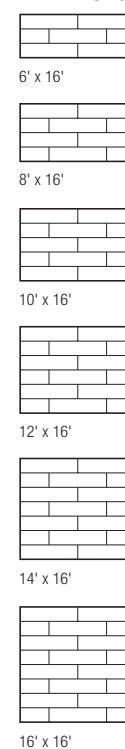
12" X 24" / 24" X 24" PANELS



24" X 24" / 24" X 48" PANELS

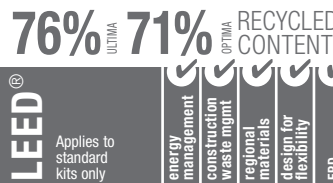


24" X 48" / 24" X 96" PANELS



FORMATIONS™ Acoustical and Accent Cloud Kits – Planks

5 (continued) SPECIFY KITS, COLORS, AND PANEL SELECTIONS



Calculate LEED contribution at armstrongceilings.com/greengenie

LOCATION DEPENDENT

HOW TO SPECIFY

Based on the cloud size and shape you choose, you need to specify and order the suspension and trim kit item number and the panel item number.

Standard plank clouds feature 15/16" Prelude® suspension system and your choice of 2", 4", or 6" high Axiom® Vector® trim.

EXAMPLE:

1210 V4P 26V _ _

12' x 10' 4" High 2' x 6' Color
Cloud Axiom Optima Suffix♦
Vector Vector
Trim Panels

Also order plank Optima® Vector® Panel Kit: 3906 (2' x 6' – 1 carton).

♦ If specifying a color other than White, remember to add the color suffix at the end of the Suspension Kit item number.

VISUAL SELECTION



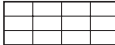


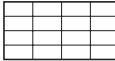


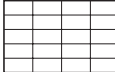


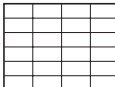

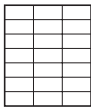
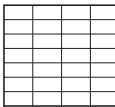

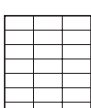
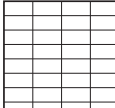
Cloud Size	Suspension Kit Item No. ♦ (Axiom Vector Trim & Suspension System)
Planks	15/16" Prelude
8' x 6'	0806V _ P24V _ _
8' x 8'	0808V _ P24V _ _
8' x 10'	0810V _ P24V _ _
8' x 12'	0812V _ P24V _ _
8' x 14'	0814V _ P24V _ _
8' x 16'	0816V _ P24V _ _
12' x 6'	1206V _ P _ _ V _ _
12' x 8'	1208V _ P _ _ V _ _
12' x 10'	1210V _ P _ _ V _ _
12' x 12'	1212V _ P _ _ V _ _
12' x 14'	1214V _ P _ _ V _ _
12' x 16'	1216V _ P _ _ V _ _
16' x 6'	1606V _ P _ _ V _ _
16' x 8'	1608V _ P _ _ V _ _
16' x 10'	1610V _ P _ _ V _ _
16' x 12'	1612V _ P _ _ V _ _
16' x 14'	1614V _ P _ _ V _ _
16' x 16'	1616V _ P _ _ V _ _

PANEL SELECTION







Optima® Vector® Panels	2' x 4'	2' x 6'	2' x 8'
Item 3908 (Ctns)	Item 3906 (Ctns)	Item 3907 (Ctns)	
1	–	–	
1	–	–	
1	–	–	
2	–	–	
2	–	–	
2	–	–	
1	2	–	
2	2	–	
2	2	–	
2	3	–	
2	3	–	
3	3	–	
2	–	2	
2	–	2	
2	–	2	
3	–	3	
3	–	3	
3	–	3	

PLANKS CLOUD SHAPE AND SIZE SELECTION

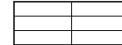
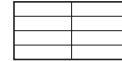
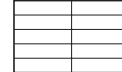
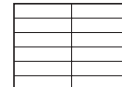
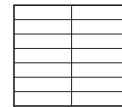
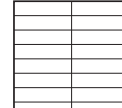
24" x 48" Panels

		
8' x 6'	12' x 6'	16' x 6'
		
8' x 8'	12' x 8'	16' x 8'
		
8' x 10'	12' x 10'	16' x 10'
		
8' x 12'	12' x 12'	16' x 12'
		
8' x 14'	12' x 14'	16' x 14'
		
8' x 16'	12' x 16'	16' x 16'

24" x 72" Panels


12' x 6'

12' x 8'

12' x 10'

12' x 12'

12' x 14'

12' x 16'

24" x 96" Panels


16' x 6'

16' x 8'

16' x 10'

16' x 12'

16' x 14'

16' x 16'

FORMATIONS™ Cloud Kits for Drywall

25% STEEL 50% ALUMINUM RECYCLED CONTENT

Calculate LEED contribution at
armstrongceilings.com/greengenie

LEED	energy management	construction waste mgmt	regional materials	design for flexibility	EPD	recyclable/extended producer resp.	bio-based materials	recycled content	sourcing of raw materials	material ingredient reporting	low emitting materials	lighting quality	acoustics
Applies to standard kits only													
LOCATION DEPENDENT													



Formations™ Drywall Clouds – 10' x 14' with 6" Axiom® one-piece Drywall Trim

This pre-engineered drywall cloud kit looks great every time.

KEY SELECTION ATTRIBUTES

- Pre-cut suspension system components, perimeter trim, and easy-to-adjust aircraft hanging cables make assembly and installation fast and easy
- Perimeter trim integrates with 5/8" thick drywall (not included in kit)
- Improved floating visual compared to black iron and hat channel built drywall clouds

TYPICAL APPLICATIONS

- Auditoriums
- Performance venues
- Open plenum spaces

COLOR



Unfinished (UF)

5 (continued): SPECIFY KITS, COLORS, AND PANEL SELECTIONS

HOW TO SPECIFY

Based on the cloud size and shape you choose, you need to specify and order the suspension and trim kit item number. Formations™ drywall cloud kits are only compatible with 5/8" thick drywall.

Standard drywall cloud kits feature your choice of 2", 4", or 6" high unfinished Axiom® drywall trim for easy on-site painting.

EXAMPLE:

0404D A1P6UF

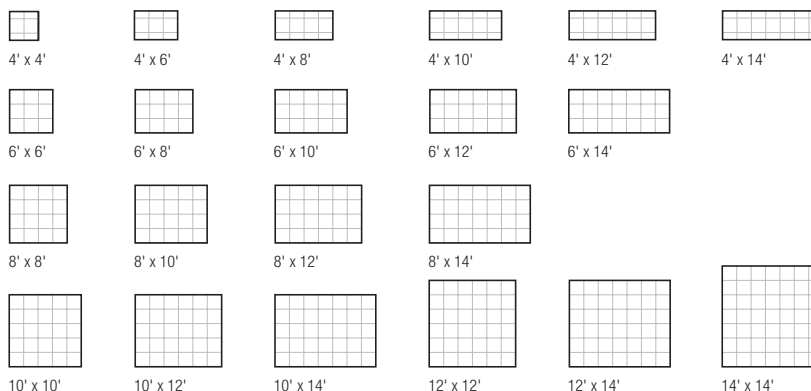
4' x 4'
Drywall
Cloud

6" High
Axiom
One-piece
Drywall
Trim
Unfinished

VISUAL SELECTION

Cloud Size	Suspension Kit Item No. (Axiom Trim & Suspension System)	Cloud Size	Suspension Kit Item No. (Axiom Trim & Suspension System)
Drywall	1-1/2" Drywall Grid	Drywall	1-1/2" Drywall Grid
4' x 4'	0404DA1P_UF	8' x 8'	0808DA1P_UF
4' x 6'	0406DA1P_UF	8' x 10'	0810DA1P_UF
4' x 8'	0408DA1P_UF	8' x 12'	0812DA1P_UF
4' x 10'	0410DA1P_UF	8' x 14'	0814DA1P_UF
4' x 12'	0412DA1P_UF	10' x 10'	1010DA1P_UF
4' x 14'	0414DA1P_UF	10' x 12'	1012DA1P_UF
6' x 6'	0606DA1P_UF	10' x 14'	1014DA1P_UF
6' x 8'	0608DA1P_UF	12' x 12'	1212DA1P_UF
6' x 10'	0610DA1P_UF	12' x 14'	1214DA1P_UF
6' x 12'	0612DA1P_UF	14' x 14'	1414DA1P_UF
6' x 14'	0614DA1P_UF		

DRYWALL CLOUD SHAPE AND SIZE SELECTION



FORMATIONS™ with DC FLEXZONE™ Suspension Systems Acoustical Clouds

77%
ULTIMA

71%
OPTIMA

RECYCLED
CONTENT

LEED®

Applies to standard kits only

energy management

construction waste mgmt

regional materials

design for flexibility

EPD

recyclable/extended producer resp.

biobased materials

recycled content

sourcing of raw materials

material ingredient reporting

low emitting materials

lighting quality

acoustics

Calculate LEED contribution at armstrongceilings.com/greengenie

LOCATION DEPENDENT



Formations™ Squares and Rectangles with Ultima® Tegular Panels and Axiom® for Formations 4" and 6" Trim

This pre-engineered acoustical cloud is integrated with DC FlexZone™ suspension system, Axiom® trim, and DC lighting control system.

KEY SELECTION ATTRIBUTES

- Ideal for open plenum spaces or acoustically challenged space.
- Clouds reduce acoustical reverberation time and noise levels while increasing speech intelligibility
- Formations™ cloud kits include aircraft cables and StrongBack™ suspension system for reduced suspension visibility and improved floating visual

TYPICAL APPLICATIONS

- Sustainable buildings of all types

COLOR



5 (continued): SPECIFY KITS, COLORS, AND PANEL SELECTIONS

HOW TO SPECIFY

Based on the cloud size and shape you choose, you need to specify and order the suspension and trim kit item number, the panel item number you select, and any lighting or control options you choose to include.

Standard DC FlexZone clouds feature DC FlexZone 9/16" Suprafine® or Silhouette® 1/4" Reveal suspension system and your choice of 4" or 6" high Axiom® Vector® trim.

EXAMPLE:

DC1014 TSL AV4
10' x 14' Cloud Silhouette® XL 4" High Axiom® Vector® Trim 1/4" Reveal

Also order Ultima® Panel Kit: 1912 (24" x 24" – 3 cartons).

Order compatible lighting, power supply, cables, and controls through DC FlexZone partner sites. armstrongceilings.com/dcflexzone

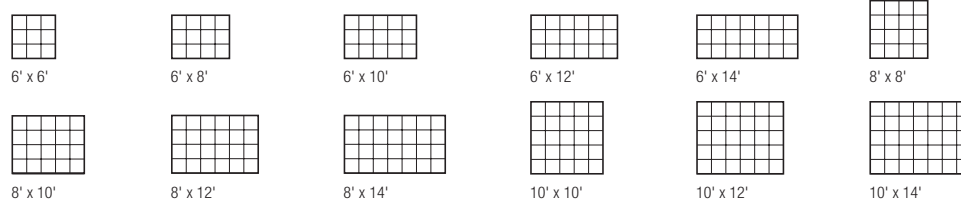
VISUAL SELECTION

Cloud Size (Feet)	Suspension Kit Item No. (Axiom Trim & Suspension System)	
DC FlexZone™	9/16" Silhouette™ XL 1/4" Reveal	9/16" Suprafine™ XL
6' x 6'	DC0606TSLAV _	DC0606TSFAV _
6' x 8'	DC0608TSLAV _	DC0608TSFAV _
6' x 10'	DC0610TSLAV _	DC0610TSFAV _
6' x 12'	DC0612TSLAV _	DC0612TSFAV _
6' x 14'	DC0614TSLAV _	DC0614TSFAV _
8' x 8'	DC0808TSLAV _	DC0808TSFAV _
8' x 10'	DC0810TSLAV _	DC0810TSFAV _
8' x 12'	DC0812TSLAV _	DC0812TSFAV _
8' x 14'	DC0814TSLAV _	DC0814TSFAV _
10' x 10'	DC1010TSLAV _	DC1010TSFAV _
10' x 12'	DC1012TSLAV _	DC1012TSFAV _
10' x 14'	DC1014TSLAV _	DC1014TSFAV _

PANEL SELECTION

Optima® Tegular Panels	Ultima Tegular Panels
Item 3251 (Ctns)	Item 1912 (Ctns)
1	1
1	1
1	2
1	2
1	2
1	2
1	2
2	3
1	3
2	3
2	3

DC FLEXZONE CLOUD SHAPE AND SIZE SELECTION



FORMATIONS™ with DC FLEXZONE™ Suspension Systems

Acoustical Clouds

DC FLEXZONE™ COMPATIBLE POWER SUPPLY, CABLES, LIGHTING, AND CONTROLS

Cloud Size (Feet)	Power Supply ¹	Power Cables ²	Lights ³	Controls
DC FlexZone	(Qty)	(Qty)		
6' x 6'	1	2	1	Design by Others
6' x 8'	1	2	1	Design by Others
6' x 10'	1	2	2	Design by Others
6' x 12'	1	2	2	Design by Others
6' x 14'	1	2	2	Design by Others
8' x 8'	1	2	2	Design by Others
8' x 10'	1	2	2	Design by Others
8' x 12'	1	2	2	Design by Others
8' x 14'	1	3	3	Design by Others
10' x 10'	1	2	2	Design by Others
10' x 12'	1	4	4	Design by Others
10' x 14'	1	4	4	Design by Others



- 1 Recommend specifying an EFORE (formerly Real Electronics) 4-channel Safe Energy Server.
 - 2 Recommend specifying TE Connectivity 10' power feed cable assemblies.
 - 3 Recommend specifying this quantity of lighting fixtures, each with a 5' TE load device cable assembly.
- * All electrical devices shall be ordered from the electrical manufacturer and through normal electrical distribution channels.
- All electrical items and quantities are strictly recommendations. All electrical devices shall be Armstrong®.

DC FlexZone™ suspension system compatible. Armstrong® World Industries does not warrant, and assumes no liability for the accuracy, completeness, or performance of another manufacturer's product. The Specifier is advised to consult with a duly licensed engineering or lighting designer in the particular locale of the installation to assume compliance with all legal requirements for the electrical design and layout.

For sample DC FlexZone for Formations layouts with compatible lighting and controls, visit www.armstrongceilings.com/formations

DC FLEXZONE™ COMPATIBLE PARTNERS

Products from each of the categories below need to be specified and ordered separately for a complete DC FLEXZONE™ Formations™ Cloud. Armstrong provides the DC FLEXZONE™ suspension system and ceiling panels.

The other product categories are provided by our DC FLEXZONE™ compatible partners through their normal electrical channels. For more information on DC FLEXZONE™ compatible partners' products, visit www.armstrongceilings.com/dcflexzone.

Power Distribution and Controls



Lighting Options



AXIOM® trims and transitions customer service is available to help with your project from start to finish. Call 1 800 840 8521.

View installation videos or download CAD, Revit®, and SketchUp® files at armstrongceilings.com/formations

All company, product names, and trademarks are property of their respective owners.