

Piani di lavoro in melaminico sp. 25 mm con bordi perimetrali in ABS sp. 2 mm/Melamine worktops 25 mm thick with ABS edge-profiles 2 mm thick

Tavoli scrivania/Desks

P 65 x H 74



804.TS.01.08_L 80
804.TS.01.10_L 100
804.TS.01.14_L 140
804.TS.01.16_L 160
804.TS.01.18_L 180

P 65 x H 74



804.TS.05.08_L 80
804.TS.05.10_L 100
804.TS.05.14_L 140
804.TS.05.16_L 160
804.TS.05.18_L 180

P 80 x H 74



804.TS.02.14_L 140
804.TS.02.16_L 160
804.TS.02.18_L 180

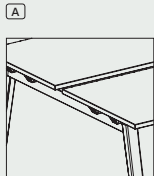
P 80 x H 74




804.TS.06.14_L 140
804.TS.06.16_L 160
804.TS.06.18_L 180

Tavoli P 136,5 a 2 scrivanie contrapposte/Benches 136,5 depth

P 136,5 x H 74

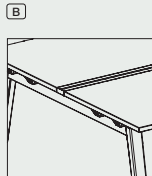


804.TB.51.14_L 140
804.TB.51.16_L 160

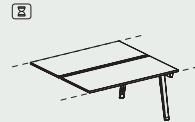


804.TB.61.14_L 140
804.TB.61.16_L 160

P 136,5 x H 74



804.TB.53.14_L 140
804.TB.53.16_L 160

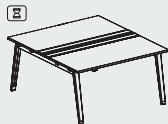
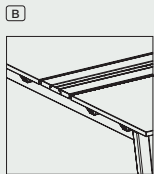


804.TB.63.14_L 140
804.TB.63.16_L 160

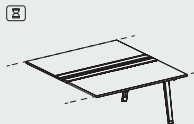
Tavoli a 2 scrivanie contrapposte p 136,5 + binario centrale /Benches 136,5 depth + central rail

Tavoli P 158 a 2 scrivanie contrapposte + binario centrale con 2 sportelli/Benches 158 depth + central rail with 2 flip-up covers

P 158 x H 74



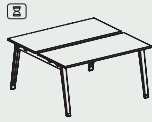
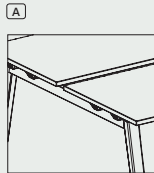
804.TB.73.14_L 140
804.TB.73.16_L 160



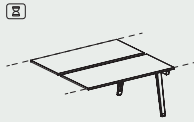
804.TB.77.14_L 140
804.TB.77.16_L 160

Tavoli P 166,5 a 2 scrivanie contrapposte/Benches 166,5 depth

P 166,5 x H 74



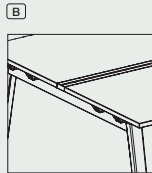
804.TB.56.14_L 140
804.TB.56.16_L 160



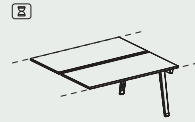
804.TB.66.14_L 140
804.TB.66.16_L 160

Tavoli a 2 scrivanie contrapposte p 166,5 + binario centrale /Benches 166,5 depth + central rail

P 166,5 x H 74



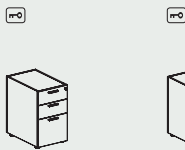
804.TB.58.14_L 140
804.TB.58.16_L 160



804.TB.68.14_L 140
804.TB.68.16_L 160

Cassettiere portanti/Carrying pedestals

L 42 P 65 x H 71,5



550.CS.30.04_



550.CS.40.04_

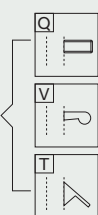
H 2,5



550.CG.14.04_



H 1,8
550.CG.12.04
Zoccolo (Optional)
/Base frame (Optional)



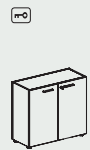
Contenitori H 74/Storage units H 74

L 80 P 33 x H 71,5



550.CG.01.08_

A giorno/Open



550.CC.02.08_

Con ante/With doors

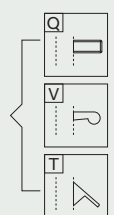
H 2,5



550.CG.14.08_



H 1,8
550.CG.12.08
Zoccolo (Optional)
/Base frame (Optional)



Allunghi laterali e su cassettiere portanti /Lateral extensions and extensions on carrying pedestals

P 65 x H 74

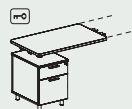


804.TD.01.08_L 80
804.TD.01.10_L 100

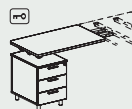
L 100 P 65 x H 74



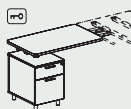
804.AL.04.10_



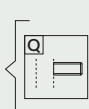
804.AL.05.10_



804.TD.03.10_



804.TD.04.10_



Modesty panels

P 1,8 x H 38



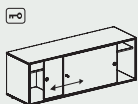
804.MP.02.11_L 110
804.MP.02.14_L 140



804.MP.03.11_L 110
804.MP.03.14_L 140

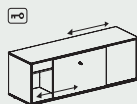
Mobili di servizio/Service units

L 160 P 48 x H 58

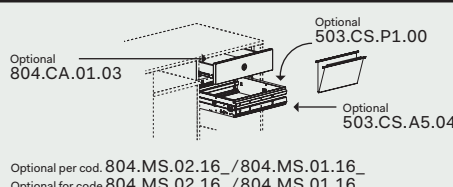


804.MS.02.16_
Monofacciale/Uniface

L 160 P 48 x H 58



804.MS.01.16_
Bifacciale/Bifacial

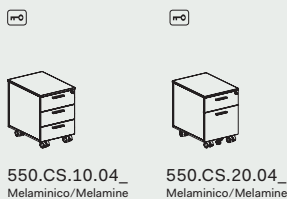


Optional per cod. 804.MS.02.16_/804.MS.01.16_
Optional for code 804.MS.02.16_/804.MS.01.16_

Piani di lavoro in melaminico sp. 25 mm con bordi perimetrali in ABS sp. 2 mm/Melamine worktops 25 mm thick with ABS edge-profiles 2 mm thick

Cassettiere/Pedestals

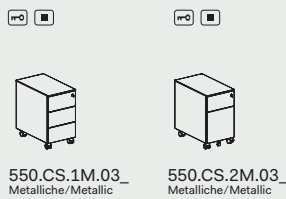
L 42 P 57 x H 55,5



550.CS.10.04
Melaminico/Melamine

550.CS.20.04
Melaminico/Melamine

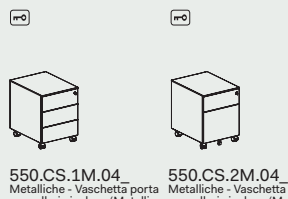
L 32,2 P 54,2 x H 55,5



550.CS.1M.03
Metalliche/Metallic

550.CS.2M.03
Metalliche/Metallic

L 42,2 P 54,2 x H 55,5



550.CS.1M.04
Metalliche - Vaschetta porta
cancelleria inclusa/Metallic
- Stationery tray included

550.CS.2M.04
Metalliche - Vaschetta porta
cancelleria inclusa/Metallic
- Stationery tray included

L 33 P 53 x H 35

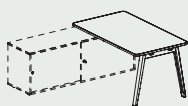


804.CS.11.03
Sospesa melaminico
/Hanged melamine

Note: La finitura impiallacciato non è in pronta consegna. Per la disponibilità contattare l'ufficio commerciale. Per portacancelleria cassetti, vedi capitolo DV300-Accessori/Veneered finish is not in prompt delivery. Please contact the commercial department to check availability. For stationary tray, see chapter DV300-Accessories

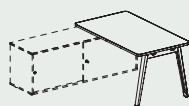
Tavoli integrabili su mobili di servizio/Integrable desks for service units

P 65 x H 74



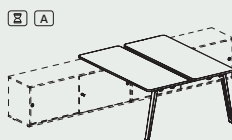
804.TI.01.14_L 140
804.TI.01.16_L 160
804.TI.01.18_L 180

P 80 x H 74



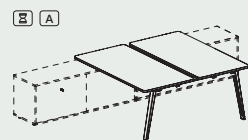
804.TI.02.14_L 140
804.TI.02.16_L 160
804.TI.02.18_L 180

P 136,5 x H 74



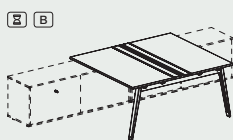
804.TI.54.14_L 140
804.TI.54.16_L 160

P 166,5 x H 74



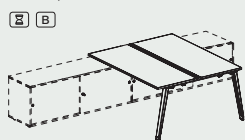
804.TI.55.14_L 140
804.TI.55.16_L 160

P 158 x H 74



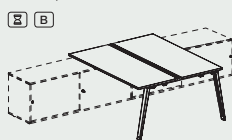
804.TI.56.14_L 140
804.TI.56.16_L 160

P 136,5 x H 74



804.TI.57.14_L 140
804.TI.57.16_L 160

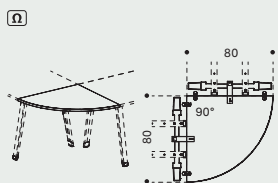
P 166,5 x H 74



804.TI.58.14_L 140
804.TI.58.16_L 160

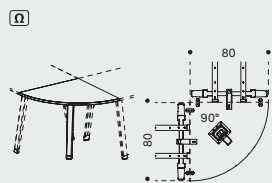
Raccordi/Connection elements

L 80 P 80 x H 2,5



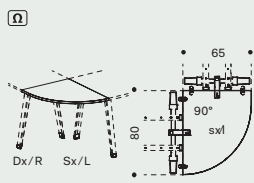
804.RA.01.08_

L 80 P 80 x H 74



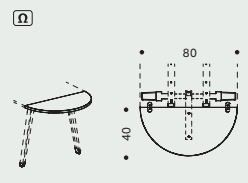
804.RA.02.08_

L 80 P 65 x H 2,5



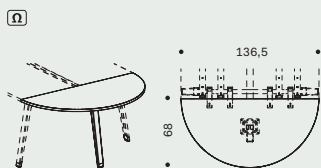
804.RA.03.08_Dx/R
804.RA.04.08_Sx/L

L 80 P 40 x H 5,5



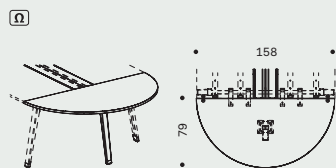
804.PT.07.08_

L 136,5 P 68 x H 74



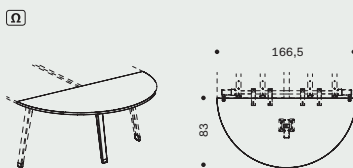
804.PT.09.13_

L 158 P 79 x H 74



804.PT.10.15_

L 166,5 P 83 x H 74



804.PT.13.16_

Piani terminali/Terminal tops

P 40 x H 2,5



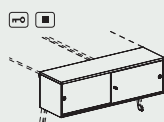
804.PT.01.13_L 136,5
804.PT.01.15_L 158
804.PT.01.16_L 166,5

P 65 x H 74



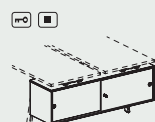
804.PT.02.13_L 136,5
804.PT.02.15_L 158
804.PT.02.16_L 166,5

P 40 x H 41

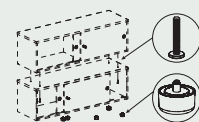


804.CT.02.13_L 136,5
804.CT.02.15_L 158
804.CT.02.16_L 166,5

P 40 x H 41



804.CT.04.13_L 136,5
804.CT.04.15_L 158
804.CT.04.16_L 166,5



804.CT.05.00
Kit per sovrapposizione contenitori terminali con
ante scorrevoli/Kit for stacking terminal storage
units with sliding doors

Note:

1 Le dimensioni sono espresse in cm - consultare il listino prezzi per le caratteristiche tecniche, i codici degli articoli e delle finiture/Dimensions are stated in cm - for technical characteristics, article code numbers and finishing see price list;

2 Prodotti non in pronta consegna. Per la disponibilità contattare l'ufficio commerciale/Items not in prompt delivery. Please contact the commercial department to check availability;

3 Fino ad esaurimento/Until exhaustion;

4 Con serratura/With lock;

A Senza binario/Without rail;

5 Da utilizzare solo con tavoli indipendenti /To be used with single desks;

B Con binario centrale/With central rail;

804.AP.08.06_	300.AP.V1.00	300.AP.F2.00	300.AP.F1.00	300.AP.T7.01 Ø 6 300.AP.T8.01 Ø 8	300.AP.T2.01 Ø 8
<hr/>					
804.CL.02.01 L 10 804.CL.02.04 L 45 804.CL.02.06 L 65 804.CL.02.08 L 85 804.CL.02.11 L 110	804.AP.01.14 L 140 804.AP.01.16 L 160	804.AP.02.14 L 140 804.AP.02.16 L 160	804.AP.04.01	804.AP.03.01	804.KS.02.00 Per P/For D 136,6 - 166,5
<p>N.B.: Per l'integrazione consultare il relativo listino/NOTES: Check the correspondent price list for the integration</p>					
<hr/>					
300.AC.26.02 L 24,5 300.AC.26.03 L 34,5 300.AC.26.04 L 44,5	300.AP.S1.02 L 20,5 300.AP.S1.03 L 30 300.AP.S1.04 L 42 Per/For top access 300.AC.26_	300.AT.A1.02 L 22 300.AT.A1.03 L 31,5 300.AT.A1.04 L 43,5	300.APT4.01	300.AP.T5.01 - UK	300.AP.T6.01 - US

Bracci porta video/Arms for video support





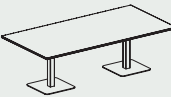
300.AC.04.01 Braccio porta video mobile su piano /Dynamic arm for video support on deskbase	300.AC.04.02 Doppio braccio porta video mobile su piano/2 dynamic arms for video support on deskbase	300.AC.03.01 Braccio porta video statico su palo /Static arm for video support on pole	300.AC.03.02 Doppio braccio porta video statico su palo/2 static arms for video support on pole	300.AC.02.01 Braccio porta video mobile su piano /Dynamic arm for video support on deskbase	300.AC.02.02 Doppio braccio porta video mobile su piano/2 dynamic arms for video support on deskbase
300.AC.01.01 Braccio porta video statico su palo /Static arm for video support on pole	300.AC.01.02 Doppio braccio porta video statico su palo/2 static arms for video support on pole				

Note:

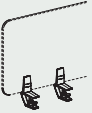
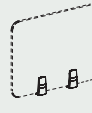
- | | | |
|---|--|---|
| <p>1 Le dimensioni sono espresse in cm - consultare il listino prezzi per le caratteristiche tecniche, i codici degli articoli e delle finiture/Dimensions are stated in cm - for technical characteristics, article code numbers and finishing see price list;</p> <p>2 Per la scelta dei contenitori e degli accessori vari, consultare il relativo listino o catalogo/To choose storage units and accessories, please check correspondent price list or catalogue;</p> | <p>Articoli prodotti solo su richiesta/Items produced only on demand;</p> <p>Prodotti non in pronta consegna. Per la disponibilità contattare l'ufficio commerciale/Items not in prompt delivery. Please contact the commercial department to check availability;</p> <p>Con piani con angoli raggiati/With tops with rounded corners;</p> | <p>Da utilizzare solo con tavoli indipendenti /To be used with single desks;</p> <p>Prodotti Colibrì/Colibrì products;</p> <p>Vetro/Glass;</p> <p>Fino ad esaurimento/Until exhaustion;</p> <p>Con serratura/With lock.</p> |
|---|--|---|

Piani di lavoro in melaminico sp. 25 mm con bordi perimetrali in ABS sp. 2 mm/Melamine worktops 25 mm thick with ABS edge-profiles 2 mm thick





Tavoli riunione/Meeting tables

H 74	H 74	L 140 P 140 x H 74 <input type="checkbox"/> R	P 120 x H 74 <input type="checkbox"/> R	P 120 x H 74
				
804.TR.11.10_ Ø 100 804.TR.11.12_ Ø 120	804.TR.21.10_ Ø 100 804.TR.21.12_ Ø 120	804.TR.32.14_	804.TR.32.24_ L 240 804.TR.32.30_ L 300	804.TR.03.24_ L 240 804.TR.03.30_ L 300

Morsetti e supporti per frontal panels sp. 3 - sp. 1 - sp. 0,8 /Clamps for frontal panels t. 3 - t. 1 - t. 0,8



<input checked="" type="checkbox"/>	<input checked="" type="checkbox"/>
	
300.FP.27.00 Per piani /For worktop	300.FP.28.00 Per piani-binari /For worktops-track
<p>Per frontal panels /For frontal panels</p> <p><input type="checkbox"/> FP1 <input type="checkbox"/> FP08 <input type="checkbox"/> FPC1 <input type="checkbox"/> FPC2</p>	

Frontal panels sp. 1 - sp. 0,8


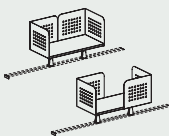
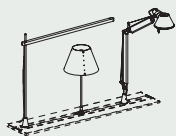
P 1 x H 39	P 0,8 x H 39 <input checked="" type="checkbox"/> V	P 3 x H 39 <input checked="" type="checkbox"/>	P 3 x H 59 <input checked="" type="checkbox"/>
			
300.FP.06.06 L 64 300.FP.06.07 L 79 300.FP.06.09 L 99 300.FP.06.11 L 119 300.FP.06.13 L 139 300.FP.06.15 L 159 300.FP.06.17 L 179 300.FP.06.19 L 199	300.FPV1.06 L 64 300.FPV1.07 L 79 300.FPV1.09 L 99 300.FPV1.11 L 119 300.FPV1.13 L 139 300.FPV1.15 L 159 300.FPV1.17 L 179 300.FPV1.19 L 199	300.FP.40.06 L 64 300.FP.40.07 L 79 300.FP.40.09 L 99 300.FP.40.11 L 119 300.FP.40.13 L 139 300.FP.40.15 L 159 300.FP.40.17 L 179	300.FP.50.13 L 139 300.FP.50.15 L 159 Tessuto/Fabric
Melaminico/Melamine	Vetro/Glass	Tessuto/Fabric	

Frontal panel fonoassorbenti sp. 3 /Acoustic frontal panels t. 3

Frontal panels con morsetti e supporti integrati /Frontal panels with clamps and conic clamps

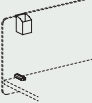
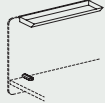
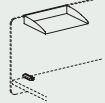


P 4 x H 59 <input checked="" type="checkbox"/> <input checked="" type="checkbox"/>	L 77 P 1 x H 39
	
300.FR.07.14 L 140 300.FR.07.16 L 160 Per Piani/For worktops	300.FR.19.07 Per piani melaminico /For worktops melamine

Accessori su binari/Accessories on rail

L 60 P 30 x H 1,8	L 60 P 30 x H 26,5	
		
804.AB.03.06	804.AB.04.06	804.AB.01.00 Supporti per lampade /Lamp supports

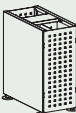
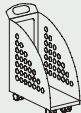


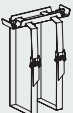
In caso di BENCH, controllare lo spazio disponibile tra una gamba e l'altra/In the case of BENCH, verify the useful gap between a leg and the next one

Accessori per frontal panels in melaminico/Accessories for melamine frontal panels

L 6,5 P 6,5 x H 8,5	L 50 P 17 x H 3	L 31 P 22 x H 5	L 23 P 10 x H 29	L 35 P 6,5 x H 30
				
300.FA.01.01	300.FA.02.05	300.FA.04.03	300.FA.06.02	300.FA.08.03

Note: Il posizionamento degli accessori sui frontal panel in vetro prevede l'utilizzo di una guarnizione in PVC trasparente (Optional su richiesta)/Placement of accessories on glass front panel need the use of a transparent PVC gasket (Optional on request)
Non utilizzabile su Frontal Panels Colibri /Not usable for Colibri Frontal Panels

Accessori/Accessories

				
300.AC.16.02	300.AC.06.05	804.AC.02.02 P 65	804.AC.02.13 P 136,5	804.AC.03.02 P 80 - 100 - 158 - 166,5