

DV803 Nobu

Dati tecnici/Technical data

Piani di lavoro in melaminico sp. 25 mm con bordi perimetrali in ABS sp. 2 mm/Melamine worktops 25 mm thick with ABS edge-profiles 2 mm thick

Tavoli scrivania altezza fissa H 74 (tipo C)/Fix desks height, H 74 cm (type C)

Tavoli scrivania/Desks

P 65 x H 74



803.TS.01.08_L 80
803.TS.01.10_L 100
803.TS.01.12_L 120
803.TS.01.14_L 140
803.TS.01.16_L 160
803.TS.01.18_L 180

P 80 x H 74



803.TS.02.08_L 80
803.TS.02.10_L 100
803.TS.02.12_L 120
803.TS.02.14_L 140
803.TS.02.16_L 160
803.TS.02.18_L 180
803.TS.02.20_L 200

Tavoli executive/Executive tables

P 100 x H 74



803.TS.03.20_L 200



803.TS.07.20_L 200

Allunghi laterali (Dx - Sx)/Lateral extension (R - L)

P 65 x H 74



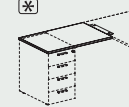
803.TD.01.08_L 80
803.TD.01.10_L 100
803.TD.01.12_L 120



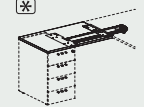
803.TD.07.08_L 80
803.TD.07.10_L 100
803.TD.07.12_L 120

Allunghi su cassettiere portanti /Extensions on carrying pedestals

L 100 P 65 x H 74



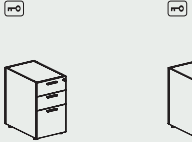
803.AL.01.10_



803.AL.06.10_

Cassettiere portanti/Carrying pedestals

L 42 P 65 x H 71,5



550.CS.30.04_



550.CS.40.04_

H 2,5



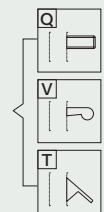
550.CG.14.04_

Top

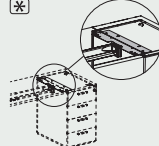
H 1,8



550.CG.12.04
Zoccolo (Optional)
/Base frame (Optional)



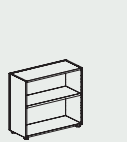
L 14,5 P 53 x H 8,5



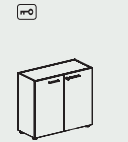
803.ST.01.00

Contenitori H 74/Storage units H 74

L 80 P 33 x 71,5



550.CG.01.08_
A giorno/Open



550.CC.02.08_
Con ante/With doors

H 2,5



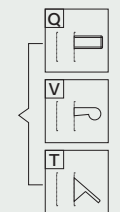
550.CG.14.08_

Top

H 1,8

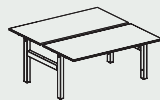
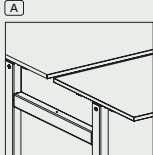


550.CG.12.08
Zoccolo (Optional)
/Base frame (Optional)



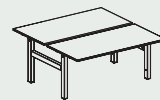
Tavoli P 136,5 e 166,5 a 2 scrivanie contrapposte/Benches 136,5 and 166,5 depth

P 136,5 x H 74

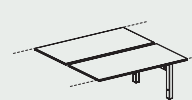


803.TB.01.14_L 140
803.TB.01.16_L 160

P 166,5 x H 74



803.TB.06.14_L 140
803.TB.06.16_L 160



803.TB.16.14_L 140
803.TB.16.16_L 160

Cassettiere/Pedestals

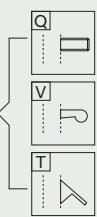
L 42 P 57 x H 55,5



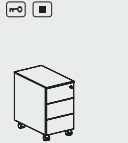
550.CS.10.04_
Melaminico/Melamine



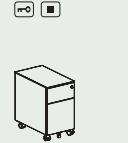
550.CS.20.04_
Melaminico/Melamine



L 32,2 P 54,2 x H 55,5



550.CS.1M.03_
Metalliche/Metallic

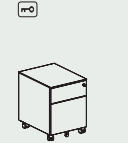


550.CS.2M.03_
Metalliche/Metallic

L 42,2 P 54,2 x H 55,5

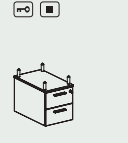


550.CS.1M.04_
Metalliche - Vaschetta porta
cancelleria inclusa/Metallic
- Stationery tray included

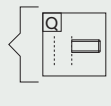


550.CS.2M.04_
Metalliche - Vaschetta porta
cancelleria inclusa/Metallic
- Stationery tray included

L 33 P 53 x H 35



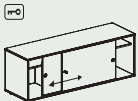
803.CS.11.03
Sospesa melaminico
/Hanged melamine



Note: La finitura impiallacciato non è in pronta consegna. Per la disponibilità contattare l'ufficio commerciale. Per portacancelleria cassetti, vedi capitolo DV300-Accessori/Veneered finishes is not in prompt delivery. Please contact the commercial department to check availability. For stationary tray, see chapter DV300-Accessories

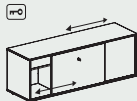
Mobili di servizio con ante scorrevoli/Service units with sliding doors

L 160 P 48 x H 58

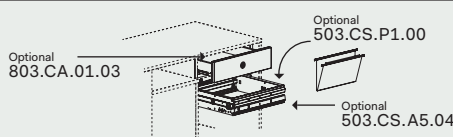


803.MS.02.16_
Monofacciale/Uniface

L 160 P 48 x H 58



803.MS.01.16_
Bifacciale/Bifacial



Optional per cod. 803.MS.02.16_/803.MS.01.16_
Optional for code 803.MS.02.16_/803.MS.01.16_

Note:

1 Le dimensioni sono espresse in cm - consultare il listino prezzi per le caratteristiche tecniche, i codici degli articoli e delle finiture/Dimensions are stated in cm - for technical characteristics, article code numbers and finishing see price list;

2 Prodotti non in pronta consegna. Per la disponibilità contattare l'ufficio commerciale/Items not in prompt delivery. Please contact the commercial department to check availability;

3 Fino ad esaurimento/Until exhaustion;

4 Senza binario/Without rail;

5 Con serratura / With lock;

6 Non utilizzabili su tavoli regolabili /Can not be used on adjustable tables.

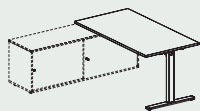
DV803 Nobu

Dati tecnici/Technical data

Piani di lavoro in melaminico sp. 25 mm con bordi perimetrali in ABS sp. 2 mm/Melamine worktops 25 mm thick with ABS edge-profiles 2 mm thick

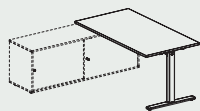
Tavoli integrabili su mobile di servizio/Integrable desks for service unit

P 65 x H 74



803.TI.01.14_L 140
803.TI.01.16_L 160
803.TI.01.18_L 180

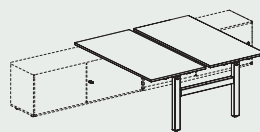
P 80 x H 74



803.TI.02.14_L 140
803.TI.02.16_L 160
803.TI.02.18_L 180

P 136,5 x H 74

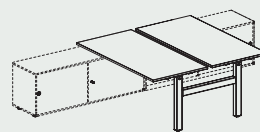
(A)



803.TI.04.14_L 140
803.TI.04.16_L 160

P 166,5 x H 74

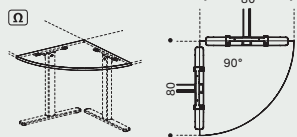
(A)



803.TI.05.14_L 140
803.TI.05.16_L 160

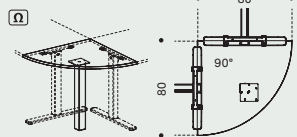
Raccordi/Connection elements

L 80 P 80 x H 2,5



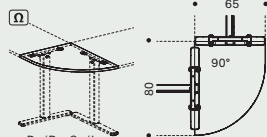
803.RA.01.08_

L 80 P 80 x H 74



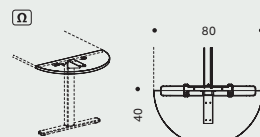
803.RA.02.08_

L 80 P 65 x H 2,5



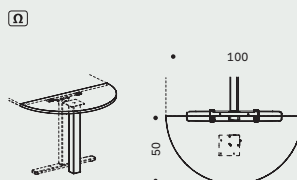
803.RA.03.08_Dx/R
803.RA.04.08_Sx/L

L 80 P 40 x H 2,5



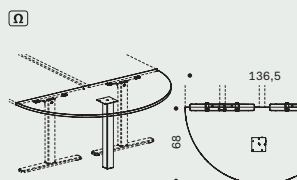
803.PT.07.08_

L 100 P 50 x H 74



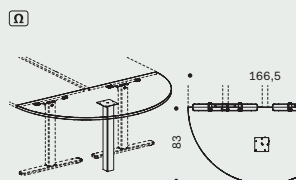
803.PT.11.10_

L 136,5 P 68 x H 74



803.PT.09.13_

L 166,5 P 83 x H 74



803.PT.13.16_

Tavoli riunione/Conference tables

H 74



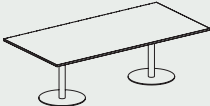
803.TR.01.10_ Ø100
803.TR.01.12_ Ø120

L 200 P 100 x H 74



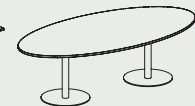
803.TR.02.20_

L 240 P 120 x H 74



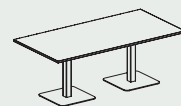
803.TR.02.24_

L 250 P 125 x H 74



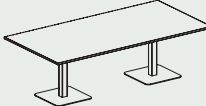
803.TR.04.25_

L 200 P 100 x H 74



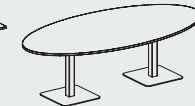
803.TR.03.20_

L 240 P 120 x H 74



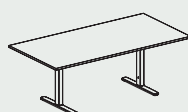
803.TR.03.24_

L 250 P 125 x H 74



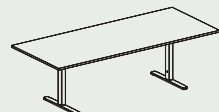
803.TR.05.25_

L 200 P 100 x H 74



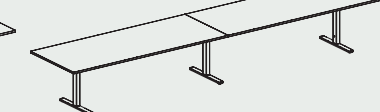
803.TR.32.20_

L 240 P 120 x H 74



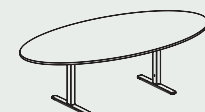
803.TR.32.24_

L 480 P 120 x H 74



803.TR.32.48_

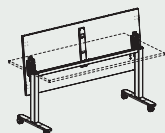
L 250 P 125 x H 74



803.TR.32.25_

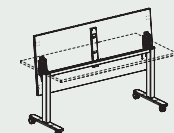
Tavoli su ruote con piano ribaltabile /Tables on castors with flip worktop

P 70 x H 74



300.TF.01.08_L 80
300.TF.01.10_L 100
300.TF.01.12_L 120
300.TF.01.14_L 140
300.TF.01.16_L 160
300.TF.01.18_L 180

P 80 x H 74

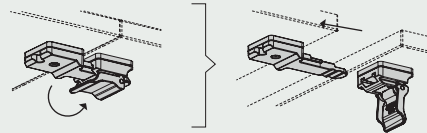


300.TF.02.08_L 80
300.TF.02.10_L 100
300.TF.02.12_L 120
300.TF.02.14_L 140
300.TF.02.16_L 160
300.TF.02.18_L 180

P 1 x H 31



300.MP.10.08_L 46,5
300.MP.10.10_L 66,5
300.MP.10.12_L 86,5
300.MP.10.14_L 106,5
300.MP.10.16_L 126,5
300.MP.10.18_L 146,5
Modesty Panel per tavolo con piano ribaltabile/Modesty panel for tables with flip worktop



300.KT.04.00
Ganci per collegare in linea tavoli folding
/Hooks to connect folding desks in line

Note:

(1) Le dimensioni sono espresse in cm - consultare il listino prezzi per le caratteristiche tecniche, i codici degli articoli e delle finiture/Dimensions are stated in cm - for technical characteristics, article code numbers and finishing see price list;

(2) I tavoli in allungo laterale (Ⓜ) sono integrabili solo in versione Dx /The extension tables (Ⓜ) can be used only on the RH side;

(A) Da utilizzare solo con tavoli indipendenti/To be used with single desks;

■ Prodotti non in pronta consegna. Per la disponibilità contattare l'ufficio commerciale/Items not in prompt delivery. Please contact the commercial department to check availability;

(A) Senza binario/Without rail.

DV803 Nobu

Dati tecnici/Technical data

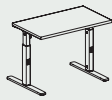
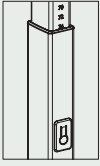
Piani di lavoro in melaminico sp. 25 mm con bordi perimetrali in ABS sp. 2 mm/Melamine worktops 25 mm thick with ABS edge-profiles 2 mm thick

Tavoli scrivania posizionabili in altezza con pulsante da 65÷86 cm (tipo B-D) / Desks with adjustable height by push-button, from 65÷86 cm (type B-D)

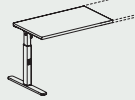
Tavoli scrivania/Desks

P 65 x H 65 ÷ 86

P 80 x H 65 ÷ 86



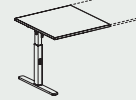
803.TS.21.08_L 80
803.TS.21.10_L 100
803.TS.21.12_L 120
803.TS.21.14_L 140
803.TS.21.16_L 160
803.TS.21.18_L 180



803.TS.23.08_L 80
803.TS.23.10_L 100
803.TS.23.12_L 120
803.TS.23.14_L 140
803.TS.23.16_L 160
803.TS.23.18_L 180



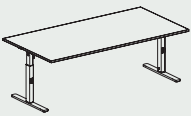
803.TS.22.08_L 80
803.TS.22.10_L 100
803.TS.22.12_L 120
803.TS.22.14_L 140
803.TS.22.16_L 160
803.TS.22.18_L 180



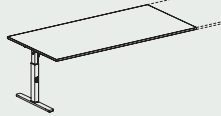
803.TS.24.08_L 80
803.TS.24.10_L 100
803.TS.24.12_L 120
803.TS.24.14_L 140
803.TS.24.16_L 160
803.TS.24.18_L 180

Tavoli executive/Executive tables

P 100 x H 65 ÷ 86



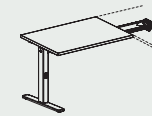
803.TS.41.20_L 200



803.TS.42.20_L 200

Allunghi laterali (Dx - Sx)/Lateral extension (R - L)

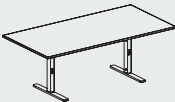
P 65 x H 65 ÷ 86



803.TD.21.08_L 80
803.TD.21.10_L 100
803.TD.21.12_L 120

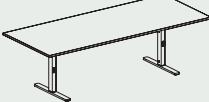
Tavoli riunione/Conference tables

L 200 P 100 x H 65 ÷ 86



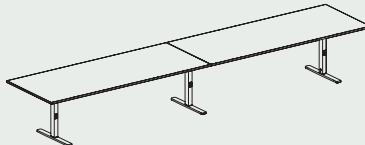
803.TR.36.20_

L 240 P 120 x H 65 ÷ 86



803.TR.36.24_

L 480 P 120 x H 65 ÷ 86



803.TR.36.48_

L 250 P 125 x H 65 ÷ 86

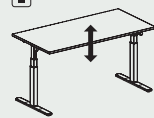
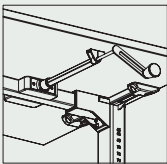


803.TR.37.25_

Tavoli scrivania regolabili in altezza a tre stadi con manovella da H 65÷125 cm (tipo A) / Desks with adjustable height at three levels by crank, from H 65÷125 cm (type A)

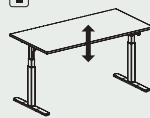
Tavoli scrivania/Desks

P 65 x H 65 ÷ 125



803.TS.31.14_L 140
803.TS.31.16_L 160
803.TS.31.18_L 180

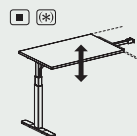
P 80 x H 65 ÷ 125



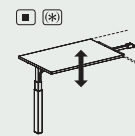
803.TS.32.14_L 140
803.TS.32.16_L 160
803.TS.32.18_L 180

Allunghi laterali/Lateral Extension

P 65 x H 65 ÷ 125



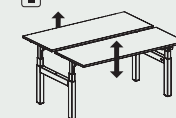
803.TD.24.08_L 80
803.TD.24.10_L 100



803.TD.25.08_L 80
803.TD.25.10_L 100

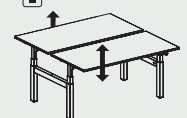
Tavoli a 2 scrivanie contrapposte/Benches

P 136,5 x H 65 ÷ 125



803.TB.30.14_L 140
803.TB.30.16_L 160

P 166,5 x H 65 ÷ 125



803.TB.31.14_L 140
803.TB.31.16_L 160

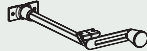
Manovelle per tavoli scrivania tipo A/Cranks for desks type A

■ X



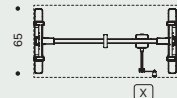
803.KT.06.00 P 65
Per tavoli scrivania P 65 - 136,5
For desks P 65 - 136,5

■ Y

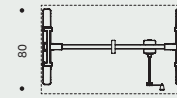


803.KT.08.00 P 80
Per tavoli scrivania P 80 - 166,5
For desks P 80 - 166,5

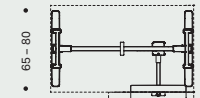
Schema tavoli con manovelle (X - Y) da aggiungere all'ordine / Desk scheme with cranks (X - Y) to be added to the order



X



Y

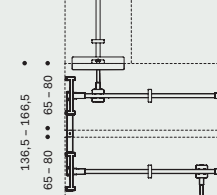
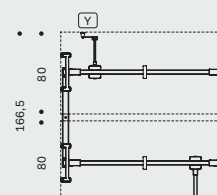
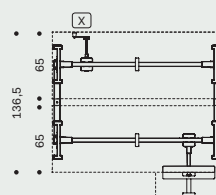
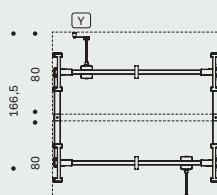
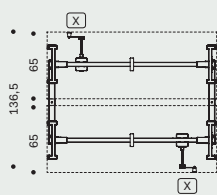


X

Dx/R

X

[Note:] Manovelle obbligatorie da aggiungere ai tavoli regolabili in altezza a tre stadi (tipo A) secondo gli esempi riportati/Required cranks to be added at desks adjustable in height at three levels (type A) according to the following examples



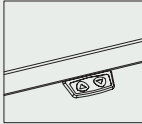


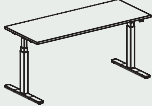
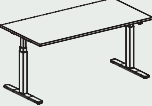
DV803 Nobu

Dati tecnici/Technical data





Piani di lavoro in melaminico sp. 25 mm con bordi perimetrali in ABS sp. 2 mm/Melamine worktops 25 mm thick with ABS edge-profiles 2 mm thick

Tavoli scrivania regolabili in altezza a tre stadi elettricamente da H 65+125 cm (tipo A)/Desks adjustable in H electrical at three stages from H 65 to H 125 cm (type A)

Tavoli scrivania/Desks

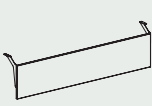

	P 65 x H 65 ÷ 125 	P 80 x H 65 ÷ 125 
		
	803.TS.57.14_L 140 803.TS.57.16_L 160 803.TS.57.18_L 180	803.TS.58.14_L 140 803.TS.58.16_L 160 803.TS.58.18_L 180

Tavoli a 2 scrivania contrapposte/Benches

P 136,5 x H 65 ÷ 125 	P 166,5 x H 65 ÷ 125 
	
803.TB.32.14_L 140 803.TB.32.16_L 160 803.TB.32.18_L 180	803.TB.33.14_L 140 803.TB.33.16_L 160 803.TB.33.18_L 180

Modesty panels per tavoli altezza fissa /Modesty panel for fix in height tables

P 1,8 x H35

803.MP.01.08_L 67
803.MP.01.10_L 87
803.MP.01.12_L 107
803.MP.01.14_L 127
803.MP.01.16_L 147
803.MP.01.18_L 167
 Per tavoli/For desks

803.KT.01.00
 Kit staffe/Bracket kit




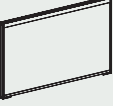
Frontal panels in tessuto con morsetti integrati /Fabric frontal panels with clamps

P 4 x H 59

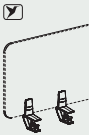



300.FR.07.14 L 140
300.FR.07.16 L 160
 Per Piani/For worktops

Frontal panels per bench /Frontal panels for bench

P 4 x H 59 	P 4 x H 79 
	
300.FR.06.14_L 140 300.FR.06.16_L 160 Tessuto/Fabric Per bench altezza fissa "tipo C" /For fix bench height "type C"	300.FR.36.14 L 140 300.FR.36.16 L 160 Tessuto/Fabric Per bench con altezza regolabile "tipo A" /For bench with adjustable height "type A"


Morsetti e supporti per frontal panels sp. 3 - sp. 1 - sp. 0,8/Clamps for frontal panels t. 3 - t. 1 - t. 0,8




300.FP.27.00
 Per piani /For worktop

300.FP.28.00
 Per piani-binari /For worktops-track




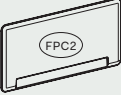
Per frontal panels /For frontal panels



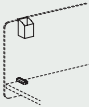
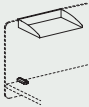

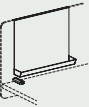
Frontal panels sp. 1 - sp. 0,8



P 1 x H 39	P 0,8 x H 39 
	
300.FP.06.06 L 64 300.FP.06.07 L 79 300.FP.06.09 L 99 300.FP.06.11 L 119 300.FP.06.13 L 139 300.FP.06.15 L 159 300.FP.06.17 L 179 300.FP.06.19 L 199 Melaminico/Melamine	300.FPV1.06 L 64 300.FPV1.07 L 79 300.FPV1.09 L 99 300.FPV1.11 L 119 300.FPV1.13 L 139 300.FPV1.15 L 159 300.FPV1.17 L 179 300.FPV1.19 L 199 Vetro/Glass

Frontal panel fonoassorbenti sp. 3 /Acoustic frontals panels t. 3

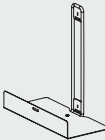
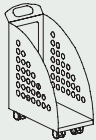
P 3 x H 39 	P 3 x H 59 
	
300.FP.40.06 L 64 300.FP.40.07 L 79 300.FP.40.09 L 99 300.FP.40.11 L 119 300.FP.40.13 L 139 300.FP.40.15 L 159 300.FP.40.17 L 179 Tessuto/Fabric	300.FP.50.13 L 139 300.FP.50.15 L 159 Tessuto/Fabric

Accessori /Accessories

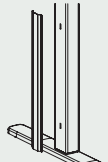
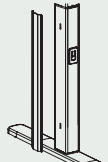

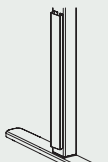

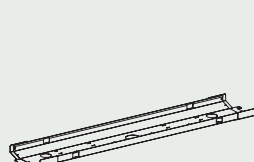



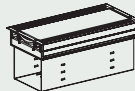
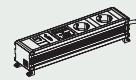






L 6,5 P 6,5 x H 8,5	L 50 P 17 x H 3	L 31 P 22 x H 5	L 23 P 10 x H 29	L 35 P 6,5 x H 30
				
300.FA.01.01	300.FA.02.05	300.FA.04.03	300.FA.06.02	300.FA.08.03

Note: Il posizionamento degli accessori sui frontal panel in vetro prevede l'utilizzo di una guarnizione in PVC trasparente (Optional su richiesta)/Placement of accessories on glass front panel need the use of a trasparent PVC gasket (Optional on request)
 Non utilizzabile su Frontal Panels Colibri /Not usable for Colibri Frontal Panels 

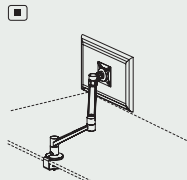
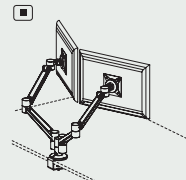
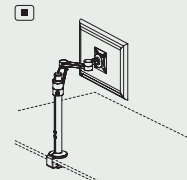
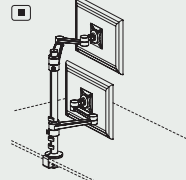
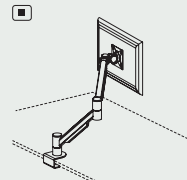
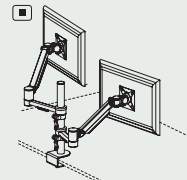
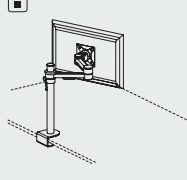
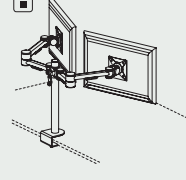
Accessori/Accessories

	
803.AC.01.02	300.AC.06.05

Canalizzazione – Elettrificazione/Wire management – Electrification

												
803.AP.08.06 Per gambe fisse "tipo C" /For fix legs height "type C"	803.AP.09.06 Per gambe regolabili "tipo B-D" /For legs with adjustable height "type B-D"	300.AP.V1.00	803.AP.09.00 Per tavoli con piano ribaltabile /For desk with folding worktop	803.CL.01.14	803.AP.02.14 L 140 803.AP.02.16 L 160 803.AP.02.18 L 180 Per tavoli a due scrivanie contrapposte/For benches							
												
		300.AP.T7.01 Ø 6 300.AP.T8.01 Ø 8	300.AP.T2.01 Ø 8	300.AP.F2.00	300.AC.26.02 L 24,5 300.AC.26.03 L 34,5 300.AC.26.04 L 44,5	300.AP.S1.02 L 20,5 300.AP.S1.03 L 30 300.AP.S1.04 L 42 Per/For top access 300.AC.26_...	300.AT.A1.02 L 22 300.AT.A1.03 L 31,5 300.AT.A1.04 L 43,5	300.APT4.01 300.APT5.01 – UK 300.APT6.01 – US				

Bracci porta video/Arms for video support

					
300.AC.04.01 Braccio porta video mobile su piano /Dynamic arm for video support on desk/base	300.AC.04.02 Doppio braccio porta video mobile su piano/2 dynamic arms for video support on desk/base	300.AC.03.01 Braccio porta video statico su palo/Static arm for video support on desk/base	300.AC.03.02 Doppio braccio porta video statico su palo/2 static arms for video support on pole	300.AC.02.01 Braccio porta video mobile su piano /Dynamic arm for video support on desk/base	300.AC.02.02 Doppio braccio porta video mobile su piano/2 dynamic arms for video support on desk/base
					
300.AC.01.01 Braccio porta video statico su palo/Static arm for video support on pole	300.AC.01.02 Doppio braccio porta video statico su palo/2 static arms for video support on pole				

Note:

1 Le dimensioni sono espresse in cm – consultare il listino prezzi per le caratteristiche tecniche, i codici degli articoli e delle finiture/Dimensions are stated in cm – for technical characteristics, article code numbers and finishing see price list;

2 Per la scelta dei contenitori e degli accessori vari, consultare il relativo listino o catalogo/To choose storage units and accessories, please check correspondent price list or catalogue;

■ Prodotti non in pronta consegna. Per la disponibilità contattare l'ufficio commerciale/Items not in prompt delivery. Please contact the commercial department to check availability;

□ Articoli prodotti solo su richiesta/Items produced only on demand;

⊞ Fino ad esaurimento/Until exhaustion;

☑ Prodotti Colibri/Colibri products.