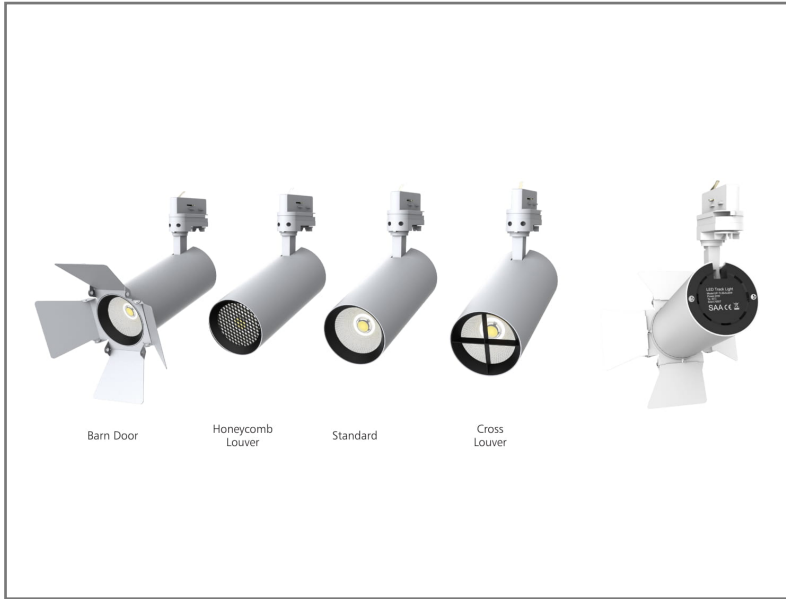


# TL29 A/B/D/F



## PRODUCT DESCRIPTION

- Nuestros proyectores son ideales para brindar iluminación en tiendas, oficinas, vestíbulos, museos y galerías.
- Disponible en temperaturas cálida, neutra y fría.
- Construidas con los más altos estándares de calidad y cuentan con al menos 3 años de garantía limitada.
- Utilizan fuente de luz LED de alta potencia, gran eficacia.
- La luminaria es una fuente de luz conforme a RoHS, ambientalmente segura y no contiene mercurio
- El driver de corriente continua asegura alta eficiencia, vida útil prolongada, buena disipación de calor.

## PRODUCT SPECIFICATIONS

<b>LED package:</b> CITIZEN COB / VIVID	<b>Dimmable:</b> *Yes, COLOR CHANGEABLE
<b>Power Consumption:</b> 20-40 ± 5% W	<b>Material:</b> Aluminio
<b>Operation Voltage:</b> 100 a 240V AC 50/60Hz	<b>Fire rating:</b> 94 VO
<b>Efficacy:</b> +90 lm/W	<b>IP Rating:</b> IP20
<b>THD:</b> < 20%	<b>Operating Temperature:</b> -25°C + 50 °C
<b>PF:</b> > 0.9	<b>Lifespan (L70):</b> 40,000 hours
<b>CRI:</b> >80, >90, >95(BR)	<b>Light depreciation:</b> < 30%
<b>Power:</b> 20-40W	<b>Beam Angle:</b> 38° (D), 15°;24°;36°
	<b>Warranty:</b> 3 years



3 YEARS WARRANTY



DIMMABLE



PIR SENSOR



DALI



MOTION SENSOR



ZIGBEE



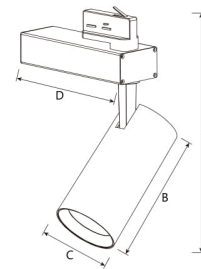
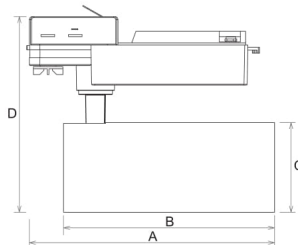
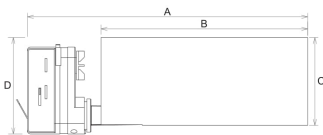
EMERGENCY MODULE

# PRODUCT RANGE

Model	Voltage (V)	Power (W)	CCT (K)	Lumens (lm)	Efficacy (lm/W)	CRI	Angle (°)	Dimensions (AxBxC)
GRU-TL29A-020M-D	100-240V 50/60HZ	20	3000-5500	1600	80	>80, >90, >95	15°, 24°.36°	261x170x85x93mm
GRU-TL29A-030M-D	100-240V 50/60HZ	30	3000-5500	2550	85	>80, >90, >95	15°, 24°.36°	291x200x100x108mm
GRU-TL29A-040M-D	100-240V 50/60HZ	40	3000-5500	3400	85	>80, >90, >95	15°, 24°.36°	202x170x85x206mm
GRU-TL29B-025L-D	100-240V 50/60HZ	25	3000-5500	2750	110	>80, >90, >95	15°, 24°.36°	202x170x85x200mm
GRU-TL29B-035L-D	100-240V 50/60HZ	35	3000-5500	3675	105	>80, >90, >95	15°, 24°.36°	232x200x85x206mm
GRU-TL29B-042L-D	100-240V 50/60HZ	42	3000-5500	4410	105	>80, >90, >95	15°, 24°.36°	230x200x100x220mm
GRU-TL29F-025L-D	100-240V 50/60HZ	25	3000-5500	2625	105	>80, >90, >95	15°, 24°.36°	278x170x85x190mm
GRU-TL29F-035L-D	100-240V 50/60HZ	35	3000-5500	3500	100	>80, >90, >95	15°, 24°.36°	328x200x85x198mm
GRU-TL29F-045L-D	100-240V 50/60HZ	42	3000-5500	4116	98	>80, >90, >95	15°, 24°.36°	328x200x85x198mm
GRU-TL29D-020L-D	100-240V 50/60HZ	20	3000-5500	1800	90	>80, >90, >95	38°	202x170x85x206mm
GRU-TL29D-030L-D	100-240V 50/60HZ	30	3000-5500	2700	90	>80, >90, >95	38°	232x200x85x206mm

GRU	TL29	A	20	M/L	XX	C/F	24°	N/D	MRV
GREENRAY	Tracklight 29	Base	Power	Series	Temperature CCT	Cleared / Frosted	Angle	Non dimmable / dimmable	100-240VAC;
i.e: GRU-TL29A-20M-30C24-DMRV									

## PHOTOMETRIC DIAGRAMS / DIMENSIONS



## PRODUCT APPLICATION



## CERTIFICATIONS

Green Ray LED Lightning products have certifications granted by international technological laboratories that guarantee the highest quality in terms of efficacy, efficiency, performance and consumption.



CONTACT US: [www.greenrayled.com](http://www.greenrayled.com) / Tel. +52 55 52 03 26 15